

MINISTRY OF DEFENCE

B.R. 81

*Royal Navy
and Royal Marines
Uniform Regulations*

1966

*Superseding the Uniform Regulations hitherto published in
the Appendix to the Navy List*

January 1966

By Command of the Defence Council

Henry Hambury

VICTUALLING DEPARTMENT








N/V102/1/65

LONDON









HER MAJESTY'S STATIONERY OFFICE









1966

DIAGRAM 2—NAVAL OFFICERS

<p>CAP BADGE</p>  <p>All Officers</p>	<p>CAP PEAKS</p>  <p>Flag Officers</p>  <p>Commodore, Captain & Commander</p>	<p>BUTTONS</p>  <p>Flag Officers</p>  <p>Other Officers</p>	<p>FLYING BADGES</p>  <p>Pilot</p>  <p>Observer</p>
--	---	---	---

DISTINCTION MARKS OF RANK

<p>FLAG OFFICERS' SHOULDER STRAPS</p>  <p>Admiral of the Fleet</p>  <p>Admiral</p>  <p>Vice Admiral</p>  <p>Rear Admiral</p>				<p>SLEEVE LACE</p>  <p>Admiral of the Fleet</p>  <p>Admiral</p>  <p>Vice Admiral</p>  <p>Rear Admiral</p>			
--	--	--	--	--	--	--	--

<p>DISTINCTION LACE ON SHOULDER STRAPS AND SLEEVES, OTHER OFFICERS</p>  <p>Commodore</p>  <p>Captain</p>  <p>Commander</p>  <p>Lieutenant Commander</p>  <p>Lieutenant</p>  <p>Sub-Lieutenant</p>						<p>LAPEL BADGES</p>  <p>Midshipman</p>  <p>Cadet</p>	
--	--	--	--	--	--	--	--







<p>SHOULDER BADGE</p>  <p>Chaplain</p>	<p>LETTER "R"</p>  <p>R.N.R. Officers</p>	<p>WAVED CURL</p>  <p>Temporary Officers</p>	<p>S.C.C. AND C.C.F. OFFICERS</p>  <p>Lieutenant Commander</p>  <p>Lieutenant</p>  <p>Sub-Lieutenant</p>		
---	--	---	--	--	--

DIAGRAM 3—NAVAL RATINGS

CAP BADGES



Chief Petty Officer



Petty Officer



Other ratings not dressed as seamen

RATING BADGES AND GOOD CONDUCT BADGES



Petty Officer
(with 3 good conduct badges)



Leading Rating
(with 2 good conduct badges)



1 good conduct badge

BADGES DENOTING SPECIAL DUTIES OR QUALIFICATIONS

Master-at-Arms



C.P.O. Coxswain



Good Shooting Badge



Pilot's Mate



Navigator's Yeoman



Rating Aircrew



Bugler

BRANCH BADGES



Gunnery



Torpedo
Anti-Submarine



Diving



Radar Plot



Boom Defence



Surveying Recorder

DIAGRAM 3—NAVAL RATINGS (Contd)

BRANCH BADGES (Contd.)



Coxswain



Physical Training



Sailmaker



Communications



Communications
(Captain's Yeoman)



Naval Airman and
Naval Air Mechanic



Aircraft
Mechanician



Engineering
Mechanic



Mechanician



Electrician



Electrical
Mechanician



Weapon
Mechanician



Artisan



Regulating



Medical



Supply and
Secretariat

LETTERS IN CENTRE OF BADGES

ELECTRICAL
(including Electrical Mechanicians)

Electrical	L
Electrical(Air)	AL
Radio Electrical	R
Radio Electrical(Air)	AR

**SUPPLY AND
SECRETARIAT**

Writer	W
Stores	S
Victualling	V
Cook	C
Officers' Cook	OC
Officers' Steward	OS
Caterer	CA

LETTERS UNDER BADGES

GUNNERY

Quarters	QR
Quarters Armourer	QA
Gunlayer	GL
Gunlayer Armourer	GA
Fire Control Armourer	FC

TORPEDO/ANTI-SUBMARINE

Underwater Control	C
Underwater Weapons	W
Underwater Weapons Armourer	WA

(For Crowns and Stars worn with these badges see chapter 4)

**NAVAL AIRMAN AND
NAVAL AIR MECHANIC**

Aircraft Handler	H
Safety Equipment	SE
Met. Observer	MET
Photographer	P
Fitter and Mechanic(AE)	AE
Fitter and Mechanic(O)	O

MEDICAL

State-Registered Male Nurse	N
Radiographer	X
Physiotherapist	M
Hygiene Inspector	H
Medical Laboratory Technician	L
Mental Nurse	P
Operating Room Technician	O
Dental Attendant	D


DIAGRAM 5—WOMEN'S ROYAL NAVAL SERVICE

W.R.N.S. OFFICERS' RANK DISTINCTION LACE (FOR SLEEVES AND SHOULDER STRAPS)



Commandant Superintendent Chief Officer First Officer Second Officer Third Officer

W.R.N.S. RATINGS' CATEGORY BADGES



Chief Wren Regulating Air Mechanic Meteorological Observer Radar Plotter Switchboard Operator



Radio Operator Radio Operator (M) Radio Electrical (Air)

LETTERS IN CENTRE OF STAR



Supply and Secretariat

- C Cook(S)
- OC Cook(O)
- OS Steward(O)
- S Stores(S)
- V Stores(V)
- ST Writer(Shorthand)
- W Writer(Pay) and Writer(General)

LETTERS IN CENTRE OF CIRCLE



- CINE Cinema Operator
- DSA Dental Surgery Assistant
- E Educational Assistant
- G Steward(G) or Tailoress
- H Hairdresser
- MT M/T Driver
- QA Quarters Assistant
- RA Range Assessor
- WW Welfare Worker

W.R.N.S. officers' and ratings' hat badges, buttons, rating badges, good conduct badges and good shooting badge are the same as the corresponding Naval pattern, except for colour.

DIAGRAM 6 —QUEEN ALEXANDRA'S ROYAL NAVAL NURSING SERVICE



Hat Badge

Q.A.R.N.N.S. OFFICERS

Hat Bands:—
 Matron-in-Chief —Gold border as shewn
 Principal Matron & Matron—Gold border, half width
 Superintending Sister —Red border, half width
 Senior Sister & Sister —Plain band



Belt Plate


Q.A.R.N.N.S. OFFICERS' CAPES AND RANK BADGES



Matron-in-Chief



Principal Matron




Senior Sister



Matron



Superintending Sister



Sister




Hat/Beret Badge



Arm Badge

NAVAL NURSES


GRADE BADGES



Head N.N.

Assist. Hd.
N.N.

Senior
N.N.



Belt Plate

DIAGRAM 7—ROYAL NAVAL AUXILIARY SERVICE

BERET BADGE




All members

OFFICERS' RANK BADGES, ON SHOULDER STRAPS



Senior Command
Naval Auxiliary
Officer



Command Naval
Auxiliary Officer



Port Naval
Auxiliary Officer



Senior Section
Naval Auxiliary
Officer



Section Naval
Auxiliary Officer

RANK BADGES



Chief Naval
Auxiliaryman



Leading Naval
Auxiliaryman



Chief Naval
Auxiliaryman
Instructor



Chief Naval
Auxiliaryman



Leading Naval
Auxiliaryman



Qualified Naval
Auxiliaryman

PROFICIENCY BADGES

LETTERS WORN BELOW PROFICIENCY BADGES

- C Communicator
- E Engineering
- P Plotter

Letter A below shoulder flash — Afloat duties

PLATE 1

NAVAL OFFICERS

B.R.81



No. 1 Dress: Flag Rank
(Photo by Gieves)



No. 1 Dress: Below Flag Rank
No. 4 Dress: All officers
No. 5 Dress: All officers—with
ribbons instead of medals and
normally without sword
(Photo by Gieves)



No. 2 Dress } Plain trousers
No. 6 Dress } under Captain's rank
No. 7 Dress: With plain trousers,
blue waistcoat instead of white,
ribbons instead of medals



No. 8 Dress

No. 11 Dress

PLATE 3

NAVAL OFFICERS

B.R.81




No. 1W and No. 4W Dress
No. 5W Dress: with ribbons instead of
medals and normally without sword



No. 9W Dress



No. 8W Dress



No. 2W and No. 6W Dress
No. 7W Dress: with blue waistcoat or
black kamarband instead of white
waistcoat and ribbons instead of medals


(Photo by Gieves)

No. 10W Dress

PLATE 5


NAVAL RATINGS

B.R.81



No. 1 Dress
Nos. 2 & 4 Dresses without medals

No. 1 Dress
No. 2 Dress: without medals. No. 4 Dress: (night clothing) without blue jean collar or lanyard



No. 2 Dress: "Negative Jacket or Jumper"

No. 8 Dress

Windproof Working Jacket

PLATE 7

NAVAL RATINGS

B.R.81



No. 6 Dress
No. 7 Dress: without medals

No. 7 Dress: "Negative Tunic/Jumper"



No. 10 Dress



No. 10A Dress



No. 7A Dress

B.R.81



Blue Day Dress



Blue Working Dress



Mess Dress: (with alternative styles of bolero)



White Dress



White Tropical Dress



Tropical Working Dress

BR.81



Senior Rating
Nos. 1 and 2 Dresses



Junior Rating (Winter)
Nos. 1 and 2 Dresses



Junior Rating (Summer)
Nos. 1 and 2 Dresses



No. 2 Dress: "Negative Jacket"



Working Dress for Certain Ratings



B.R.81



No. 6 Dress

No. 10 Dress

B.R.81



Blue Day Dress



Working Dress



Mess Dress



White Dress



Tropical Dress



Tropical Working Dress

B.R.81



No. 1 Dress

No. 2 Dress



No. 6 Dress



No. 10 Dress

CHAPTER 3

Naval Officers

Articles

Orders of Dress and Occasions on which Worn

- 0301 Table of Dresses
- 0302 Dress for exchanging visits of ceremony with foreign officers
- 0303 Swords, sword-belts and gold-laced trousers

Additional items of Uniform which may be Worn

- 0304 Greatcoat, raincoat and watch coat
- 0305 Boat cloak
- 0306 White scarf
- 0307 Gloves
- 0308 Gaiters
- 0309 Aiguillettes
- 0310 Royal cyphers
- 0311 Khaki uniform

Details of Uniform

- 0316-7 Descriptions of uniform items
- 0318 Material for blue uniform

Badges and Distinction Marks of Rank and Branch

- 0322 Cap badge
- 0323 Beret badge
- 0324 Distinction in uniforms of senior officers
- 0325 Distinction marks of rank: sleeve lace
- 0326 Distinction marks of rank on shoulder straps
- 0327 Midshipmen's and cadets' badges of rank
- 0328 Officers holding temporary commissions
- 0329 Distinction cloth of branch
- 0330 Civilian officers
- 0331 Flying badges
- 0332 Parachutist badge
- 0333 Wearing of flying, rating aircrew and parachutist badges earned during previous service
- 0334 Armlets

Chaplains

- 0338 Dress of chaplains
- 0339 Chaplains serving with Royal Marines field units
- 0340 Chaplain's scarf
- 0341 Honorary chaplains to the Queen

Royal Naval Reserve

- 0345 Royal Naval Reserve officers' uniform
- 0346 Sea Cadet Corps and Combined Cadet Force officers' uniform

ORDERS OF DRESS AND OCCASIONS ON WHICH WORN

0301. TABLE OF DRESSES. Numbers are assigned to the Dresses for convenience when referring to them. For the Orders of Dress to be worn at Court Functions, or at Joint Services functions when members of the Royal Family are present, see the Joint Services Ceremonial Dress Table (Appendix 2).

DRESS	DESCRIPTION	OCCASIONS FOR WEAR	NOTES
No. 1 FULL DRESS	<p>Ceremonial day coat for officers of Flag rank; Undress coat for other officers</p> <p><i>With ceremonial day coat:</i> Shoulder straps Gold-laced trousers Full dress sword belt White gloves</p> <p><i>With undress coat:</i> Plain blue trousers Undress sword belt</p> <p>Sword Cap Black shoes or boots Broad riband Up to 4 stars of Orders Up to 2 neck decorations Medals</p>	<p>State occasions.</p> <p>When receiving the Queen or other crowned heads or heads of states unless specially ordered to the contrary</p> <p>When receiving other royalty on formal occasions. (On <i>informal</i> visits by members of the British or foreign royal families No. 5 Dress should be worn, unless No. 4 Dress is more appropriate to the occasion.)</p> <p>Exchanging visits of ceremony with governors-general, governors, high commissioners and lieutenant governors; with commissioners and administrators entitled to salute of 13 guns or more; with officers of H.M. Foreign Service of and above the rank of chargé d'affaires or consul general; and with foreign officers and functionaries entitled to salute of 13 guns or more. (But see Art. 0302.)</p> <p>Ceremonies and entertainments when the Senior Officer considers it desirable to do special honour to the occasion.</p> <p>Occasions of duty and ceremony when No. 4 Dress is not sufficient.</p>	<p><i>a.</i> On certain occasions for indoor ceremonies at which the sword would be an encumbrance, No. 1 Dress may be ordered without sword. On such occasions, but with the ceremonial day coat only, the sword belt should continue to be worn, with the slings hooked together.</p> <p><i>b.</i> Retired officers of Flag rank not in possession of the ceremonial day coat may wear the undress coat and plain trousers in No. 1 Dress.</p>

DRESS	DESCRIPTION	OCCASIONS FOR WEAR	NOTES
No. 2 BALL DRESS	<p>Mess jacket (<i>or for officers of Captain's rank and above at their option—</i> Undress tail coat)</p> <p>White waistcoat</p> <p>Gold-laced trousers for officers of Captain's rank and above, <i>otherwise</i> — Plain blue trousers</p> <p>Black shoes</p> <p>Broad riband</p> <p>Up to 4 stars of Orders</p> <p>One neck decoration</p> <p>Miniature medals</p>	<p>Official or public balls, dinners and evening receptions of a formal nature.</p>	<p>The equivalent for civilians being entertained in H.M. Ships or naval establishments is evening dress with decorations. This Dress should be ordered in preference to No. 6 Dress when civilians who may possess stars of Orders or neck decorations are being entertained officially.</p>
No. 4 BLUE DRESS	<p>Undress coat</p> <p>Waistcoat (optional)</p> <p>Plain blue trousers</p> <p>Sword</p> <p>Undress sword belt</p> <p>Cap</p> <p>Black shoes or boots</p> <p>Up to 2 stars of Orders</p> <p>One neck decoration</p> <p>Medals</p>	<p>Courts martial.</p> <p>Funerals (unless regarded as state occasions).</p> <p>Inspections by Commanders-in-Chief or Senior Officers.</p> <p>Sunday Divisions and other occasions when it is appropriate for ratings to wear medals.</p> <p>By the Officer of the Guard when boarding foreign ships of war.</p> <p>Exchanging visits of ceremony as an alternative to No. 1 Dress. (See Art. 0302.)</p> <p>Other occasions when ordered as an alternative to No. 1 Dress, and particularly on ceremonial occasions when it is known that greatcoats will be worn.</p>	

DRESS	DESCRIPTION	OCCASIONS FOR WEAR	NOTES
No. 5 UNDRESS	Undress coat Waistcoat (optional) Plain blue trousers Cap Black shoes or boots Medal ribbons Star of Orders (<i>One star may be worn with this Dress and should be worn at the launching of H.M. Ships by members of the Royal Family</i>).	Memorial services, unless specially ordered to the contrary. Ordinary occasions of duty and ceremony. In the evening with winged collar and bow tie by officers not in possession of mess undress.	Sword and undress sword belt are worn in this Dress on the following occasions: <i>a.</i> Visits to Commander-in-Chief or Senior Officer. <i>b.</i> By the Officer of the Guard when boarding ships other than foreign warships. <i>c.</i> At the launching of H.M. Ships by members of the Royal Family. <i>d.</i> When directed by the Senior Officer. The Dress will be known on these occasions as 'Undress with Sword,' short title 'No. 5 with Sword'.
No. 6 MESS DRESS	Mess jacket (<i>or for officers of Captain's rank and above, at their option—</i> Undress tail coat) White waistcoat Gold-laced trousers for officers of Captain's rank and above, <i>otherwise —</i> Plain blue trousers Black shoes Miniature medals	Dinner in harbour at the tables of Flag officers, Commodores and officers of corresponding rank unless No. 2 Dress is ordered. Dinner when officers of Flag rank or army or air force officers of corresponding rank (wearing uniform) are guests. Evening dances and entertainments, unless No. 2 Dress is ordered.	The equivalent for civilians being entertained in H.M. Ships or naval establishments is evening dress without decorations.
No. 7 MESS UNDRESS	Mess jacket (<i>or for officers of Captain's rank and above, at their option—</i> Undress tail coat) Blue evening waistcoat Plain blue trousers Black shoes Miniature medal ribbons	Ordinary evening wear in ships and naval establishments.	The equivalent for civilians being entertained in H.M. Ships or naval establishments is dinner jacket.

DRESS	DESCRIPTION	OCCASIONS FOR WEAR	NOTES
<p>No. 8 WORKING DRESS</p>	<p>Navy serge blouse Shoulder straps Navy serge trousers Cap Black shoes or boots <i>For aircrew, blouse and trousers of aircrew pattern and beret are to be worn.</i></p>	<p>Optional dress for working in other than hot climates:</p> <ul style="list-style-type: none"> (i) At sea and in aircraft at all times, and when on passage by air. (ii) In ships in harbour, naval and dockyard establishments, naval air stations and naval air sections during working hours or non-ceremonial occasions, but not by duty officers. (iii) By armed landing parties or during active operations, if khaki is not worn. (iv) When doing arduous or dirty work when other clothing might be spoiled <p>Subject to the above general instructions detailed orders for the occasions on which Working Dress may be worn are to be issued by Commanders-in-Chief and Flag Officers, who have discretion to vary the general rules in exceptional circumstances.</p>	<p>a. Working Dress is not to be worn on shore outside naval establishments except when travelling by rail or road directly to or from a flight or duty connected with aircraft; nor is it to be worn on leave, or by officers proceeding to or from their residences. Officers not required to provide Undress are, however, to be permitted to wear Working Dress on all occasions when blue uniform is ordered to be worn.</p> <p>b. The light blue shirt as worn with No. 11 Dress may be worn with this dress instead of a white shirt and collar, at sea and as ordered by the Senior Officer. The blue shirt is to be worn with a tie.</p>
<p>No. 11 ACTION DRESS</p>	<p>Light blue shirt Shoulder straps Dark blue trousers Cap Black shoes or boots</p>	<p>At action stations, when ordered by the Senior Officer.</p>	

In Hot Climates

DRESS	DESCRIPTION	OCCASIONS FOR WEAR	NOTES
No. 1W WHITE FULL DRESS	White tunic Shoulder straps White trousers Sword Full dress sword belt for officers of Flag rank, <i>otherwise</i> — Undress sword belt Cap White shoes (<i>Black shoes or boots may be worn on shore in bad weather</i>) Broad riband Up to 4 stars of Orders Up to 3 neck decorations Medals	As for No. 1 Dress	On certain occasions for which the sword would be an encumbrance No. 1W Dress may be ordered without sword and sword belt.
No. 2W WHITE BALL DRESS	White mess jacket Shoulder straps White waistcoat Gold-laced trousers for officers of Captain's rank and above, <i>otherwise</i> — Plain blue trousers Black shoes Broad riband Up to 4 stars of Orders One neck decoration Miniature medals	As for No. 2 Dress	The equivalent for civilians being entertained in H.M. Ships or naval establishments is evening dress with decorations. This Dress should be ordered in preference to No. 6W Dress when civilians who may possess stars of Orders or neck decorations are being entertained officially.
No. 4W WHITE DRESS	White tunic Shoulder straps White trousers Sword Undress sword belt Cap White shoes (<i>Black shoes or boots may be worn on shore in bad weather</i>) Up to 2 stars of Orders One neck decoration Medals	As for No. 4 Dress	

DRESS	DESCRIPTION	OCCASIONS FOR WEAR	NOTES
No. 5W WHITE UNDRESS	White tunic (<i>or for officers of Commander's rank and above, at their option, as appropriate—</i> White bush jacket) Shoulder straps White trousers Cap White shoes (<i>Black shoes or boots may be worn on shore in bad weather</i>) Medal ribbons Star of Orders (<i>One star may be worn with this Dress and should be worn at the launching of H.M. Ships by members of the Royal Family</i>).	As for No. 5 Dress, and in the evening by officers not in possession of White Mess Undress.	Sword and undress sword belt are worn in this dress on the occasions laid down for No. 5 Undress. On these occasions the Dress will be known as 'White Undress with Sword', short title 'No. 5W with Sword'.
No. 6W WHITE MESS DRESS	White mess jacket Shoulder straps White waistcoat Gold-laced trousers for officers of Captain's rank and above, <i>otherwise</i> —Plain blue trousers Black shoes Miniature medals	As for No. 6 Dress	The equivalent for civilians being entertained in H.M. Ships or naval establishments is evening dress without decorations.
No. 7W WHITE MESS UNDRESS	White mess jacket Shoulder straps Blue evening waistcoat or black kamarband Plain blue trousers Black shoes Miniature medal ribbons	As for No. 7 Dress	The equivalent for civilians being entertained in H.M. Ships or naval establishments is dinner jacket.
No. 8W TROPICAL WORKING DRESS	Light blue shirt Shoulder straps Dark blue shorts Cap Blue stockings Black shoes or boots or sandals	As a working dress on tropical stations at the discretion of the Senior Officer.	

DRESS	DESCRIPTION	OCCASIONS FOR WEAR	NOTES
No. 9W TROPICAL DRESS	White tropical shirt (<i>or for officers of Commander's rank and above, at their option, as appropriate</i> —White bush jacket) Shoulder straps White shorts Cap White stockings and White shoes; <i>or</i> Blue stockings and Black shoes <i>or</i> Boots (<i>for landing parties</i> black boots); <i>or</i> Sandals. Black shoes may be worn with white stockings in bad weather.	On tropical stations on non-ceremonial occasions, at the discretion of the Senior Officer.	
No. 10W TROPICAL MESS UNDRESS	White tropical shirt Shoulder straps Plain blue trousers Black kamarband Black shoes	For informal evening wear in hot climates in ships and naval establishments, at the discretion of the Senior Officer.	

0302. DRESS FOR EXCHANGING VISITS OF CEREMONY WITH FOREIGN OFFICERS. The Dress for officers of Flag rank exchanging visits of ceremony with foreign officers and officials will normally be No. 1, No. 4, No. 1W or No. 4W as indicated in the Table of Dresses. In the cases where No. 1 or No. 1W Dress is prescribed, however, if the foreign officer or official is expected to be less formally dressed, officers of Flag rank may, at their discretion, wear No. 4 or 4W Dress instead.

0303. SWORDS, SWORD-BELTS AND GOLD-LACED TROUSERS are not supplied at public expense and are not therefore compulsory, but when possessed should invariably be worn as indicated in the Table of Dresses.

ADDITIONAL ITEMS OF UNIFORM WHICH MAY BE WORN

0304. GREATCOAT, RAINCOAT AND WATCH COAT. Greatcoat and raincoat to be worn as ordered or appropriate. The watch coat is an optional alternative to the greatcoat but is not to be worn on ceremonial occasions.

0305. BOAT CLOAK. The boat cloak may be worn optionally with Nos. 1, 2, 4, 6, 7, 2W, 6W and 7W Dresses.

0306. WHITE SCARF may be worn as appropriate.

0307. GLOVES. Brown gloves may be worn with blue uniform (other than ceremonial day coat) in cold weather, but their wearing is optional. On ceremonial occasions they are not to be worn unless specifically ordered by the Senior Officer on account of weather.

0308. GAITERS are to be worn on the following occasions only:

- a. by the Officers of the Guard of all Royal and ceremonial guards;
 - b. by officer instructors at gunnery schools and when engaged on parade training instruction at any training establishment or Royal Naval Barracks;
 - c. by officers of Royal Tournament field gun crews;
 - d. by Officers of Patrol.
2. Boots are to be worn on all occasions of wearing gaiters.

0309. AIGUILLETES are worn as follows:

a. *By Admirals of the Fleet and the officers holding the posts of Vice-Admiral of the United Kingdom and Rear Admiral of the United Kingdom*—on the right shoulder, with Full Dress, Ball Dress, White Full Dress and White Ball Dress on all occasions and with other Dresses when in attendance on or in the presence of members of the Royal Family.

b. *By Personal Aides-de-Camp to the Queen*—on the right shoulder, with all Dresses on all occasions except that in Undress, Mess Undress, White Undress and White Mess Undress when not in attendance on or in the presence of members of the Royal Family the wearing of aiguillettes is optional.

c. *By Aides-de-Camp to the Queen, Naval Equerries to the Queen or to members of the Royal Family, Honorary Physicians, Surgeons and Dental Surgeons to the Queen and the Medical Officer appointed in attendance on the Queen when afloat*—on the right shoulder with all Dresses when in attendance on or in the presence of members of the Royal Family, but not on other occasions.

d. *By officers appointed as Aide-de-Camp or Comptroller to a Governor-General or as Aide-de-Camp to the Lord High Commissioner to the General Assembly of the Church of Scotland*—on the right shoulder, with all Dresses on all occasions, except that it need not be worn at sea.

e. *By officers appointed as Aide-de-Camp to a Governor or Lieutenant-Governor*—on the right shoulder, with all Dresses on all occasions, except that it need not be worn at sea.

f. *By Naval Attachés and Assistant Naval Attachés and Secretaries and Flag Lieutenants specifically appointed as such to the personal staffs of Flag Officers, Officers of Flag Rank and Commodores*—on the left shoulder, with all dresses on all occasions, except that it need not be worn at sea or by Flag-Lieutenants and Secretaries when not in personal attendance. It is not worn concurrently with the A.D.C.s' or Equerries' aiguillette: e.g. a Naval Attaché who is also an A.D.C. to the Queen wears the aiguillette appropriate to the latter appointment on the occasions prescribed for it and the Naval Attaché aiguillette at other times.

2. The aiguillettes worn by officers under para. a. to f. are of different patterns, as described in Art. 0317.1.d.

3. Aiguillettes are not worn by Naval Advisers and Naval Liaison Officers in Commonwealth countries.

4. Aiguillettes are never worn on greatcoats, watch coats or with Nos. 11, 8W, 9W or 10W Dresses.

0310. ROYAL CYPHERS. The Royal Cypher is worn, on the shoulder straps, by Admirals of the Fleet, officers holding the posts of Vice-Admiral of the United Kingdom and Rear Admiral of the United Kingdom, Aides-de-Camp to the Queen, Honorary Physicians, Surgeons, Dental Surgeons and Chaplains to the Queen and Naval Equerries to the Queen or to members of the Royal Family.

2. In the case of Personal Aides-de-Camp to the Queen and of the First and Principal Naval Aide-de-Camp to the Queen, the officer concerned continues to wear the Cypher after relinquishing the appointment; if he has held the appointment under more than one Sovereign he may wear the Cypher of each. In other cases only the Cypher of the reigning Sovereign is worn and it is no longer worn after relinquishing the appointment.

0311. KHAKI UNIFORM is to be worn only:

- a. by officers appointed to serve with Royal Marines units;
- b. by officers when employed with Combined Operations parties, or with operational landing

0312

NAVAL OFFICERS

parties at the discretion of the Senior Officer;

c. by officers appointed for service in the United States of America and Canada, as a summer working uniform in the form specially prescribed for this purpose;

d. as specially directed by the Defence Council or Admiralty Board.

2. Khaki uniform which may be worn other than at 1.c. includes khaki battledress, macintosh (army pattern), beret (when serving with R.M. units), cap (naval officer's pattern) with khaki cap cover, khaki shirt and collar, khaki or black tie, black naval pattern boots or shoes (brown shoes may be worn when not on duty with troops). Tropical khaki uniform includes khaki bush jacket or khaki shirt with collar attached, khaki drill shorts, khaki drill trousers, khaki stockings.

3. The khaki uniform referred to under 1.c., and provided only for this purpose, is as follows:

a. The Dress consists of:

Khaki gabardine service dress jacket and trousers, worn with shoulder straps of rank as for white uniform,

Naval officers' cap with khaki cap cover, except in Canada, where the white top is worn,

Khaki shirt and collar,

Black shoes and socks (khaki socks and brown shoes may be worn optionally),

Black tie (khaki tie may be worn optionally if brown shoes are worn).

b. Gilt metal collar badges representing in miniature the distinction marks of rank and branch may be worn, optionally, on the khaki shirt by officers appointed for duty which necessitates their wearing khaki uniform in the presence of United States officers. The badge is to be worn on both sides of the collar, with the centre approx. 1 in. from the front edge of the collar and 1 in. from the bottom, the badge to be horizontal when the shirt collar is fastened.

0312.-0315.

DETAILS OF UNIFORM

0316. Brief descriptions of uniform items are given below. For those marked ¶ more detailed descriptions are in Appendix 3. Items marked † are available from Service sources.

0317. DESCRIPTIONS OF UNIFORM ITEMS. (*Special items for Chaplains not included, but see Arts. 0338-41. Special items for Cadets not included.*)

1. Aiguillettes

a. Aiguillettes are made with gold cord and consist of two single plaits of unequal length with two cords of unequal length starting from an end of each plait. At the other end of each plait there are a few inches of plain cord ending in a netted head and gilt-embossed metal tag. The longer plait and cord are joined to the shorter plait and cord by a metal clasp about 1½ in. wide, with which the aiguillette is fastened to the shoulder strap. The longer or back cord is looped up on the shorter or front cord, the front cord and short and long plaits are fastened together, and where they are fastened together a small gold braid loop is fitted.

b. The aiguillette is worn on the shoulder, the arm being passed between the front or short plait and cord and the back or longer plait and cord. It is always worn with a shoulder strap. With uniform of which shoulder straps form part, the aiguillette is attached to the normal shoulder strap. With uniforms which do not incorporate shoulder straps a special aiguillette shoulder strap is worn, embroidered with the same pattern cord as the aiguillette and with a small gilt button at the apex: special fittings are sewn to the shoulder of the garment to accommodate this strap.

c. The aiguillette is supported at the end away from the shoulder strap by attaching the gold braid loop to a button sewn to the jacket under the lapel, or to the top button of a tunic or coat without lapels. Aiguillettes are made up for wear on either the right or left shoulder as required.

d. The different patterns of aiguillette are:

(i) For Admirals of the Fleet, etc. (Art. 0309.1.a.). Gold wire basket cord, ¼ in. thick. Shoulder strap fully covered with the same plaited cord.

- (ii) For Personal Aides-de-Camp to the Queen (Art. 0309.1.b.). Two sizes of aiguillette are used. The full dress aiguillette is made of gimp and orris ten-line cord $\frac{1}{4}$ in. thick, triple plaited. The undress aiguillette is of plain gimp 9-line cord, $\frac{9}{16}$ in. thick, double plaited. The plaits of both aiguillettes are finished with a single cord with a four-turn knot above the metal tags. Shoulder straps fully covered with the same plaited cord.
- (iii) For Aides-de-Camp to the Queen, etc. (Art. 0309.1.c.). The 'Palace' type aiguillette. Gold gimp cord $\frac{1}{2}$ in. thick. Shoulder strap fully covered with the same plaited cord. The aiguillette for Aides-de-Camp to Governors General, etc. (Art. 0309.1.d.) is the same but without the Royal Cypher.
- (iv) For Naval Attachés, Secretaries, etc. (Art. 0309.1.f.) and also Aides-de-Camp to Governors and Lieutenant Governors (Art. 0309.1.e.)—The 'Staff' type aiguillette. Gold gimp cord $\frac{1}{2}$ in. thick, flecked with blue and with gilt metal tags of special design mounted with silver metal anchors. Shoulder strap ornamented at the lower end only with loops of the plain (not plaited) cord.

2. **Blouse, Working Dress**† (not Aircrew). Navy blue serge. Step collar. Single-breasted, with three uniform gilt buttons. Two outside breast pockets with flaps, the flaps being $\frac{1}{2}$ in. above the second buttonhole from the top; each breast pocket $6\frac{1}{2}$ in. depth and 6 in. width and fastening with a uniform gilt button. Body pleated with twelve pleats into a belt fitted with a buttonhole to fasten to one of three plain buttons. Sleeves with plain cuffs to fasten with a plain button, fly type.

3. **Boat Cloak.** Blue cloth lined with white. Four gilt buttons, all to button. Lion-head fastening and chain at neck. Two pockets inside. Collar 2 in. stand, $3\frac{1}{2}$ in. fall. Length 2 in. above the knee.

4. Boots and Shoes

a. *Black Boots and Shoes.*† Plain black leather. Lace-up. No toe-caps. The Boots, ankle, supplied with initial outfit are ratings' pattern (Art. 0428.5) with leather soles and heels. Plain-fronted half-wellington or George boots, without toe-caps or straps, may be worn optionally instead of black shoes.

b. *White Shoes.*† Plain white buckskin. Lace-up. No toe-caps. Leather soles and heels. White canvas shoes of similar design (ratings' pattern) may be worn with white uniform on ordinary working occasions on board H.M. Ships.

5. **Buttons.**† Raised round gilt buttons: a. *For officers of Flag rank*—with a rope rim encircling a plain rim within which is a wreath of laurel surrounding a fowl anchor under a crown; b. *For other officers*—the same, but with no laurel wreath.

Sizes of buttons to be worn: Size 1 (37 line ($\frac{9}{16}$ in. diameter), relief 7 line) on coats and jackets, except mess jackets; and on tunic, working dress blouse, boat cloak. Size 2 (30 line ($\frac{3}{4}$ in. diameter), relief 6 line), on mess jackets and pockets (only) of white bush jacket. Size 3 (26 line ($\frac{3}{8}$ in. diameter), relief $5\frac{1}{2}$ line) on waistcoats, shoulder straps and pockets (except bush jacket).

¶6. Cap†

a. *Peaked cap with white plastic top.* The top may be fixed or detachable. As a temporary measure, caps of previous Service pattern, with blue top, may continue to be worn, with white ribbed plastic or piqué cap cover. The cap band and badge are to be worn outside the cap cover.

b. *Khaki cap cover when required.*† Khaki drill for wear with 'rough' khaki. Khaki gabardine, made to order, for wear with khaki gabardine service dress only.

c. Peak:

- (i) *For officers of Flag rank.* Covered with blue cloth, bound with patent leather and embroidered all round with oak leaves in gold $\frac{3}{8}$ in. wide. The peak to be approx. $2\frac{1}{2}$ in. deep in the middle.
- (ii) *For Commodores, Captains and Commanders.* The same but embroidered on the front edge only.
- (iii) *For all other officers.* Patent leather, or black plastic material of similar appearance, without embroidery. The peak to be approx. $2\frac{1}{4}$ in. deep in the middle.
- (iv) The peak in each case to droop at an angle of 45 degrees.

Coats and Jackets—(7 to 17).

7. Ceremonial Day Coat. *For officers of Flag rank*—Navy blue cloth. Double-breasted. Skirted. Six buttons in each row down the front, 6 in. apart across the breast, to button six; Admirals of the Fleet may, at their option, wear eight buttons in each row, similarly disposed. The skirt to begin at one-fifth the circumference from the front edge, to be lined with black, and to have one button at the bottom of each plait and two buttons in the waist seam behind. Skirt to have a pointed blue flap at each side with three black silk cords on it and three buttons underneath. Distinction lace of rank on cuffs. Collar of white superfine cloth, the corners slightly rounded and fitted with a black tongue to cover the space between them, fastened at the bottom with one hook and eye. Collar laced at top, front and bottom edges with plain $\frac{3}{16}$ in. gold wire lace. Collar 2 in. high. Shoulders fitted for shoulder straps.

¶**8. Undress Coat ('Reefer').** Navy blue cloth or serge (*see Art. 0318*). Double-breasted jacket, to button four, gilt buttons. Length sufficient to cover the hips. Stand and fall collar. Side pockets and outside left breast pocket, all without flap. Round cuffs, laced for rank (except for Midshipmen and Cadets, who have rank badges each side of collar).

¶**9. Mess Jackets**

a. Blue. Navy blue cloth. A short jacket of the evening dress type, with long lapels, but reaching to above the hips only, with a rounded peak at back. Three non-functional buttons each side. The jacket is fastened in front by two buttons on a link. Gilt buttons. Round cuffs, laced for rank (except for Midshipmen, who have rank badges each side of collar). (Not worn by Cadets.)

b. White. † White satin drill or cloth. Design as *a*, but with two buttons each side instead of three, roll collar and plain cuffs. Shoulders fitted for shoulder straps. Not worn by Cadets.

¶**10. Undress Tail Coat.** *For officers of Captain's rank and above.* As for Blue Mess Jacket, (9.a.), but with 'tails', i.e. pleated skirts at rear, length to back of knee. Two buttons in waist seam behind and one at bottom of each tail pleat. A three-pointed flap on each rear hip, with notched hole of black twist to each point and a button under.

¶**11. Khaki Service Dress Jacket.** † Khaki gabardine. Military style service dress jacket. Single-breasted. Button four. Two side pockets and two outside breast pockets, all with buttoning flaps. Gilt buttons. Plain sleeves. Shoulders fitted for shoulder straps. (*Available only to officers specially authorised to wear it. See Art. 0311.1.c.*)

12. White Bush Jacket. *For officers of Commander's rank and above.* White drill. Single-breasted. Long sleeves buttoned at the cuff with a $\frac{1}{2}$ in. plain white button. Open at the neck. Buttoned with four gilt buttons. All-round belt with detachable gilt buckle. Opening about 5 in. long at the bottom of each side seam. Four pockets with flaps buttoned down with gilt button. Sleeves may be worn rolled up or jacket may have sleeves of elbow length at option of wearer. Shoulders fitted for shoulder straps.

13. Coat, Laboratory, White. † *For Medical Officers.* White florentine drill. Full-length coat. Single-breasted. To button four, with plain white plastic detachable buttons in fly. Two side patch pockets. One outside breast patch pocket. Side slit each side, through welt. Long back vent. Plain cuffs. No belt or shoulder straps.

14. Jacket, White Drill, for Dental Officers. † White satin drill. Single-breasted tunic style. Length to hip. Stand collar. To button five, with detachable gilt buttons. Outside breast pocket. Vent at cuff. No shoulder straps.

¶**15. Greatcoat.** Navy blue beaver cloth. Length 16 in. from the ground. Double-breasted. Six gilt buttons each side, four to button. Inset side pockets with flaps. Sword slit just above left hip, with buttoning flap and sword hook inside. Plain back with centre seam and back vent. Detachable half-belt at back, fastening with two gilt buttons. Stand and fall collar. Shoulders fitted with shoulder straps, except for Midshipmen and Cadets.

16. Watch Coat. Navy blue cloth, lined with grey flannel. Length just above the knee. Double-breasted. Four gilt buttons each side, four to button. Inset side pockets with flaps. Plain back with 14 in. vent. Stand and fall collar. Shoulders fitted with shoulder straps, except for Midshipmen and Cadets.

17. **Raincoat.**† Navy blue gabardine. Blue waterproof lining. Single-breasted. Fly front, to button four with plain buttons. Vertical side pockets, welted. Raglan sleeves. Coat to reach 5 in. below the knee. Plain buttons. No belt or shoulder straps.

18. **Collars**†

a. *Day wear*—Plain white stiff double collar.

b. *Evening wear*—A stiff winged collar is to be worn, except that when soft-fronted evening shirts are authorised to be worn the shirt may be of the collar-attached kind or a separate soft, turned-down collar of plain, ribbed or marcella pattern may be worn, in which case, in No. 6W Dress, the collar must match the shirt.

19. **Gaiters.**† Black enamelled hide. Four eyelet holes each side. Fastened with leather loops. Strap and buckle at the top. The gaiter to be $9\frac{1}{2}$ in. high at the front and $10\frac{1}{2}$ in. high at the back seam.

20. **Gloves.** With ceremonial day coat—plain white leather or cotton. With other uniform—plain brown leather.† Buttons optional.

Greatcoat } See **Coats and Jackets** (7 to 17).
Jackets }

21. **Kamarband.**† Black silk barathea or Terylene. Lined with white material. Quite plain. Symmetrical in shape, with top edge curved to a depth of $1\frac{1}{4}$ in. at centre. Width 6 in. at centre. Bottom edge curved to finish 3 in. wide each end. Fastened behind with two straps and buckles.

22. **Overall Combination Suit.**† White florentine drill. Stand collar. Detachable waistbelt. Two outside breast pockets and one hip pocket with buttoning flaps, two side pockets opening through and one torch pocket. Plain buttons, all detachable except on waistbelt.

Raincoat. See **Coats and Jackets** (17).

23. **Royal Cyphers**

a. The royal cypher is in dull silver and comprises roman letters either $\frac{3}{4}$ in. or $\frac{1}{2}$ in. high surmounted by a crown $\frac{3}{8}$ in. high.

b. The cypher with letters $\frac{3}{4}$ in. high is worn on aiguillette shoulder straps, including the additional aiguillette shoulder strap worn with the broad riband or Collar of Orders (Arts. 0206.3.a and 0207.1.a).

c. The cypher with letters $\frac{1}{2}$ in. high is worn on both shoulder straps of the greatcoat, watch coat and all white and khaki uniform: it is placed at the foot of the gold lace on the shoulder strap of officers of Flag rank; for other officers it is superimposed on the lowest row of lace, with the bottom of the cypher even with the lower edge. For Chaplains the cypher should be $\frac{1}{8}$ in. above the bottom edge of the shoulder strap, the Chaplains' Badge being placed immediately above the cypher.

d. The royal cypher is not worn otherwise than on shoulder straps.

e. For *Personal Aides-de-Camp to the Queen* the cypher is worn in the same manner but is in engine-turned silver and comprises *block* letters either $\frac{7}{16}$ in. or $\frac{9}{16}$ in. high surmounted by crown $\frac{2}{16}$ in. high.

f. When the cyphers of more than one Sovereign are worn those with the smaller letters are used in each case.

24. **Scarf.**† Plain white. Material optional.

25. **Shirts.**†

a. *Ordinary day wear.* Plain white. Soft fronted. Without collar. Long sleeves. Either soft double cuffs or stiff cuffs.

b. *Tropical.* Coat style. To button five with plain white buttons. No button or buttonhole at neck. White twill. Polo collar attached. Pocket on each breast, without flap. Yoke at back with box pleat. Shoulders fitted for shoulder straps. Sleeves to be short (to the elbow) or long at the option of the wearer.

c. Evening wear. Plain white with stiff front and cuffs; two visible stud holes: gold or gilt studs and cuff-links. The stiff-fronted evening shirt is always to be worn with Nos. 2, 6 and 2W Dresses and is normally to be worn with No. 6W Dress, but in hot weather evening shirts with soft ribbed or marcella fronts and cuffs may be worn with No. 6W Dress at Senior Officer's discretion. Evening shirts with soft ribbed or marcella fronts and cuffs may also be worn as an alternative to stiff-fronted shirts with Nos. 7 and 7W Dresses.

d. Khaki poplin shirts, long-sleeved, collar attached, are supplied for wear with khaki gabardine service dress only.

Shoes. See **Boots and Shoes** (4).

26. Shorts, White, Tropical. † White satin drill. Eight pleats fitted into 2 in. deep waistband. The waistband to have a front extension piece and side adjusting straps. Side pockets (no hip pocket). Bottom of leg approximately 26 in. round and to reach to about 3 in. above the centre of the kneecap.

27. Shoulder Straps †

a. Shoulder straps are worn by officers above Midshipman on the ceremonial day coat, greatcoat, watch coat, working dress blouse, action dress shirt, white tunic, white mess jacket, tropical shirt, bush jacket and khaki jacket. To be worn by Midshipmen on white uniform and khaki tropical uniform only. Not worn by Cadets.

b. Shoulder straps to be $5\frac{1}{4}$ in. long and $2\frac{1}{4}$ in. wide, of navy blue cloth covering a firm water-proof foundation of a resilient nature, with a gilt button at the top. Rank and branch are indicated by gold lace or appropriate devices and distinction cloth.

c. Shoulder straps for wear on white uniform to be lined with white kid or white plastic material and have a long-shanked button and metal fastener at the top and white tapes at the lower corners for ready attachment and removal. With the working dress blouse and action dress shirt it is permissible for holes to be pierced in the shoulders of the garment for the insertion of the tapes and for cloth shoulder flaps, where fitted, to be removed. With the greatcoat and watch coat the white backing and tapes should be dispensed with, a short-shanked button fitted and the shoulder straps sewn to the garment.

d. The shoulder straps worn by officers of Flag rank, except on working dress blouse and action dress shirt, have the top covered with 2 in. wide gold lace, showing a margin of $\frac{1}{8}$ in. cloth, with the silver rank devices superimposed. For Medical and Dental officers of Flag rank this shoulder strap is piped all round with distinction cloth of branch $\frac{1}{8}$ in. wide. With the working dress blouse and action dress shirt officers of Flag rank wear the normal cloth-covered shoulder strap with gold lace rank marking.

e. For officers below Flag rank the shoulder straps worn on working dress blouse and action dress shirt may have the gold lace and distinction cloth represented by woven yarn in appropriate colours.

f. Shoulder badges of rank, consisting of bands of cloth with the gold lace represented by woven yarn, are worn on foul-weather coats and flying clothing. These badges are fastened to the shoulder flaps of the garments by press-studs.

28. Socks. † Plain black with blue trousers (and with khaki when black shoes are worn). Plain white with white trousers. Material optional.

29. Stockings. † Plain white or blue turnover stockings for Tropical Dress and Tropical Working Dress, as shown in Table of Dresses.

30. Swords and Sword-Belts

a. Sword. Gilt mounted. Hilt solid. Half basket guard, with raised bars and crown and anchor badge. Lion head backpiece. White fish skin grip, bound with three gilt wires. Outside length $5\frac{3}{4}$ in. inside length $4\frac{1}{2}$ in. The blade straight, $31\frac{1}{4}$ in. long, $\frac{5}{8}$ in. to $\frac{7}{8}$ in. wide at the shoulder, with a flat back and the blade ground hollow to within 11 in. of the double-edged spear point.

b. Sword Knot. Blue and gold cord. Barrel-shaped mould covered with blue and gold gimp, with blue bullion at end.

c. Scabbard

- (i) *Admirals of the Fleet.* Black leather. Top and middle lockets 4 in. and 3½ in. long respectively. Ornamented with embossed oak leaves in bas-relief. Chape 7½ in. long with oak leaves round the upper part and a honeysuckle ornament at the end. Fitted with rings on the lockets for attachment of slings.
- (ii) *Other Officers.* As (i), except that the chape is only 6½ in. long and the lockets and chape are ornamented with fluted threads and scrolls instead of oak leaves.

NOTE. Officers of Flag rank who still possess scabbards of the pattern now prescribed for Admirals of the Fleet may continue to wear them.

d. Sword Belts

- (i) *Full Dress sword belt for Admiral of the Fleet.* Black silk webbing, lined. Girdle 1½ in. wide. Two slings, 1 in. wide, on slides, the front one shorter than the back. The whole embroidered in gold with oak leaves and acorns down the middle, and margined with a straight gold line near each edge. Gilt mountings with circular clasp in front; round the clasp an embossed wreath of laurel and in the centre an anchor surmounted by a crown in a wreath of laurel. Embossed carriage buckles. A swivelling hook, to attach to the sword, secured by a buckle to the lower end of each sling. At the top of the short sling a gilt hook to suspend the sword short.
- (ii) *Full Dress sword belt for other officers of Flag rank.* As (i), except that girdle and slings are embroidered with three straight gold stripes, the crown and anchor on the clasps are larger and do not have the second laurel wreath round them and the carriage buckles are plain.

NOTE. Full Dress sword belts, except for Admirals of the Fleet, can be hired by officers of Flag rank from the Ministry of Defence, Victualling Department.

- (iii) *Undress sword belt, for all officers.* The same as the Full Dress belt, but of black seal leather and with no embroidery. Slings ¾ in. wide. As an alternative a lightweight undress sword belt of white web material with patent leather slings may be worn.

e. Manner of Wearing

- (i) The belt is worn outside the ceremonial day coat but underneath all other coats, jackets and tunics.
- (ii) When worn with the greatcoat the sword is hooked up, the scabbard passing through a slit in the coat and the hilt outside.

31. **Tie, Evening.** † Plain black. Silk, rayon, Terylene or other material of silk appearance. Bow tie, double-ended or single-ended as desired.

32. **Trousers**

a. Blue Uniform. Plain navy blue cloth or serge.

b. Gold-laced, for officers of Captain's rank and above. Navy blue cloth, with a gold stripe 1½ in. wide down the outside seam.

NOTE. Officers of Flag rank who still possess trousers with a 1½ in. gold stripe as previously worn may continue to wear them until replacement is required.

c. Working Dress. † Serge, to match Blouse (2) (not aircrew).

d. White Uniform. † Plain white drill or duck.

e. Khaki Service Dress. † Khaki gabardine, to match Jacket (11).

f. General. All trousers are without turnups. Bottom of leg should normally be 18 in. to 21 in. measurement according to build of wearer. Trousers for wear with mess jacket or ceremonial day coat should *not* be self-supporting or pleated into waistband.

33. **Trunk, Steel.** † The Service pattern item is a moisture-proof, tinned-steel trunk with drop handle at each end and at back. Toggle-clip fasteners and lever lock. Painted and stoved: black outside, grey or cream inside. Internal dimensions: length 41 in., breadth 15½ in., depth 9½ in. These dimensions allow for stowing trousers at full length, or a sword: they also fit the space normally allowed for a trunk in cabins in H.M. Ships.

0318

NAVAL OFFICERS

34. **Tunic, White.**† Drill or duck. Single-breasted. Stand collar with hook and eye at neck. Five detachable gilt buttons, all to be buttoned. Opening at bottom of each side seam 5 in. long. Collar to be worn hooked. Patch pocket on each breast, without flaps. Shoulders fitted for shoulder straps.

35. **Waistcoats**

a. *Day*—Navy blue cloth. Plain. Single-breasted. Six gilt buttons.

b. *Evening*—Navy blue cloth or white marcella, as required. Single-breasted. Cut low. Roll collar. Four gilt buttons.

Watch Coat. See **Coats and Jackets** (16).

36. The following items are of naval ratings' pattern and are described in Art. 0428:

Action/working dress shirt and trousers
Aircrew working dress blouse and trousers
Beret (naval air ratings)
Pullover
Sandals
Shorts, blue drill, tropical
Socks, woollen, knitted, undyed, for aircrew
Tie, day.

37. **Khaki clothing.** Except as shown above (Nos. 6(b), 11, 25(d), 32(e)), items of khaki clothing when authorised to be worn are of R.M. pattern, as described in Art. 0520.

0318. MATERIAL FOR BLUE UNIFORM. For ceremonial occasions all-wool blue cloth with face finish is required. For non-ceremonial occasions, at the option of the wearer, the blue cloth may be replaced by a mediumweight or lightweight blue diagonal serge in solid worsted or Terylene worsted. All materials must conform in shade and appearance to the relevant sealed pattern materials. The trousers worn with No. 7W or No. 10W Dress may be blue diagonal serge, and the Senior Officer may also, at his discretion, authorise the wearing of lightweight blue Undress instead of White Undress.

0319.-0321.

BADGES AND DISTINCTION MARKS OF RANK AND BRANCH

0322. CAP BADGE. A wreath of gold laurel leaves surrounding a silver fowl anchor, embroidered on a navy blue cloth background, with a crown above embroidered in gold and silver: the lining of the crown to be of red velvet. Outside dimensions: $2\frac{1}{2}$ in. high, $3\frac{3}{8}$ in. wide. The cloth background to follow the outline of the badge and to be trimmed to within $\frac{3}{16}$ in. of the embroidery. The badge is worn in the centre of the cap front, sewn to the detachable braid band. The same badge is also available in gilt metal instead of embroidery.

0323. BERET BADGE. Design as for cap badge, but with sterling silver metal, gilded, instead of embroidery, and without background. Outside dimensions: $1\frac{3}{4}$ in. high, $2\frac{1}{4}$ in. wide. Worn on beret, with pin attachment, above left eye.

0324. DISTINCTIONS IN UNIFORM OF SENIOR OFFICERS. Officers of Flag rank (i.e. Rear Admiral and above), in addition to their badges of rank, are distinguished by the gold embroidery all round their cap peaks and the laurel wreath on their gilt buttons.

2. Commodores, Captains and Commanders are distinguished by the gold embroidery on the front of their cap peaks.

3. Officers of Flag rank are the only wearers of the ceremonial day coat and full dress sword belt. Captains and above are the only wearers of gold-laced trousers and the (optional) undress tail coat. Commanders and above are the only wearers of the (optional) white bush jacket.

(Details of the various garments are in Art. 0317)

0325. DISTINCTION MARKS OF RANK: SLEEVE LACE. The distinction marks of rank worn on sleeves of ceremonial day coat, undress coat, undress tail coat and blue mess jacket by officers above Midshipman consist of rows of gold wire lace, with a circle (or 'curl') on the top or only row, right round each cuff as follows:

Admiral of the Fleet	4	} rows of $\frac{9}{16}$ in. lace above a band of $1\frac{3}{4}$ in.
Admiral	3	
Vice-Admiral	2	
Rear Admiral	1	
Commodore	A band of $1\frac{3}{4}$ in. lace with circle of $\frac{9}{16}$ in.	
Captain	4	} rows of $\frac{9}{16}$ in. lace
Commander	3	
Lieutenant-Commander	2 rows of $\frac{9}{16}$ in. lace with a row of $\frac{1}{4}$ in. between	
Lieutenant	2	} rows of $\frac{9}{16}$ in. lace.
Sub-Lieutenant	1	

2. For Rear Admirals and above the circle is 2 in. diameter, for other officers $1\frac{3}{4}$ in. For Commodores the circle is immediately above the centre of the broad band, for other officers it is formed out of the row of lace, with the upper part of the curl leading to the rear.

3. The space between the rows of lace is $\frac{1}{4}$ in.

4. The distance of the bottom edge of the lace from the end of the cuff depends on the length of the sleeve and the amount of lace. The following distances are suitable for sleeves of average length: Sub-Lieutenant $3\frac{1}{2}$ in., Lieutenant $3\frac{3}{8}$ in., Commodore, Commander and Lieutenant-Commander $2\frac{7}{8}$ in., Rear Admiral and Captain $2\frac{1}{2}$ in., Vice-Admiral $2\frac{3}{8}$ in., Admiral $1\frac{3}{4}$ in., Admiral of the Fleet $1\frac{3}{8}$ in.

0326. DISTINCTION MARKS OF RANK ON SHOULDER STRAPS. Officers of Flag rank wear the following devices in silver on the shoulder straps of ceremonial day coat, greatcoat, watch coat and tropical dress:

Admiral of the Fleet	Crown ($1\frac{1}{4}$ in.) above crossed batons set on a wreath of laurel above royal cypher.
Admiral	Crown ($1\frac{1}{4}$ in.) above crossed sword and baton ($1\frac{3}{4}$ in. across) above 3 stars (1 in.) disposed in a triangle, one above two.
Vice-Admiral	Crown ($1\frac{1}{4}$ in.) above crossed sword and baton ($1\frac{3}{4}$ in.) above 2 stars (1 in.) disposed vertically.
Rear Admiral	Crown ($1\frac{1}{4}$ in.) above crossed sword and baton ($1\frac{3}{4}$ in.) above 1 star ($1\frac{3}{8}$ in.).

2. In the sword and baton device the sword is on top, with the hilt towards the forward edge of the shoulder strap.

3. On the shoulder straps worn with the working dress blouse and action dress shirt officers of Flag rank wear the same gold lace as on sleeves, except that the broad row of lace is $1\frac{1}{4}$ in. wide, the other rows are $\frac{1}{2}$ in. wide and the space between rows is $\frac{1}{8}$ in.

4. Other officers above Midshipman wear on all shoulder straps the same gold lace as on sleeves except that $\frac{1}{2}$ in. lace is used instead of $\frac{9}{16}$ in. and the circle is $1\frac{3}{8}$ in. diameter instead of $1\frac{3}{4}$ in. Space between rows, and distance of bottom row above end of shoulder strap, $\frac{1}{4}$ in.

0327. MIDSHIPMEN'S AND CADETS' BADGES OF RANK. Midshipmen wear at each collar end on the undress coat, working dress blouse and mess jacket a 'turnback' i.e. rhomboid-shaped patch of white cloth, 2 in. long, $1\frac{1}{2}$ in. wide, bearing a small (Size 3) gilt button at the top end with a $1\frac{1}{2}$ in. twist of white cord leading down from it.

2. Naval Cadets (except Upper Yardmen Cadets) wear the button and twist only, in place of the turnback.

3. Upper Yardmen Cadets do not wear the twist, but wear a curved white flash on each sleeve immediately below the shoulder seam, 4 in. wide: $\frac{1}{2}$ in. deep for 1st year, 1 in. deep for 2nd year.

0328

NAVAL OFFICERS

4. Midshipmen's shoulder straps have at the button end a turnback as 1. but $1\frac{1}{2}$ in. long, $\frac{4}{5}$ in. wide, with 1 in. twist. (Cadets do not wear shoulder-straps, and Midshipmen and Cadets do not wear rank badges on greatcoats or action/working dress shirts).

0328. OFFICERS HOLDING TEMPORARY COMMISSIONS wear distinction lace as for permanent officers except that the circle in the uppermost row of lace is replaced by a waved curl of the same diameter but of $\frac{3}{8}$ in. gold lace. In wartime, when the officers become qualified the waved curl will be replaced by a plain curl of $\frac{9}{16}$ in. lace as for permanent officers.

0329. DISTINCTION CLOTH OF BRANCH. Medical, Dental and Wardmaster officers wear a stripe of distinction cloth $\frac{1}{2}$ in. wide in conjunction with the rows of lace on cuff and shoulder strap. The distinction cloth fills the interval or intervals between two or more rows of lace or is placed below a single row of lace. The colours of distinction cloth are:

Medical Officers	scarlet
Dental Officers	orange
Wardmaster Officers	salmon-pink

0330. CIVILIAN OFFICERS. When required to wear uniform, civilian officers wear the uniform prescribed for naval officers of equivalent rank, officers of the Royal Corps of Naval Constructors wearing silver grey distinction cloth and other civilian officers green distinction cloth.

0331. FLYING BADGES. Naval flying badges are to be worn by officers as soon as they have qualified as follows:

a. Naval Pilots: on successful completion of basic and applied flying courses, including the advanced section of the Royal Air Force standard syllabus for pilot training.

b. Naval Observers: on successful completion of training at the Naval Observer and Air Signal School.

2. The initial award of flying badges is on a provisional basis, and the badge will not be considered to have been fully earned until the holder has been appointed to and has actually undertaken productive duties in a qualified capacity in a front line, training or miscellaneous unit.

3. When it has been acquired, the right to wear the Pilots' or Observers' badge may only be withdrawn at the discretion of the Defence Council or Admiralty Board. It is liable to be withdrawn if the holder has:

a. been removed permanently from flying duties for disciplinary or other reasons within his own control; or

b. failed to undertake successfully productive flying duties as in 2.

4. Observers who have qualified as pilots will normally wear the Pilots' badge. Should an officer so qualified become incapable of carrying out the duties of a pilot and be employed only on observer duties he will wear the Observers' badge. The two badges are not to be worn concurrently.

5. The badges to be worn by officers are as follows:

a. Pilots' Badge. Wings (extended) of gold embroidery, having in the centre a silver foul anchor surrounded by a gold embroidered wreath and surmounted by a crown. Dimensions: Full size: width $2\frac{7}{8}$ in., height $1\frac{1}{4}$ in., Miniature size: (for white mess jacket) width 2 in., height $\frac{7}{8}$ in.

b. Observers' Badge. Wings (lifted) of gold embroidery having in the centre a silver foul anchor surrounded by a letter 'O' in silver rope and surmounted by a crown. Dimensions: Width at wing tips $1\frac{1}{4}$ in., overall height to wing tips $1\frac{1}{8}$ in., height of centre 1 in.

No other types of Pilots' or Observers' badges are to be worn.

6. Flying badges are to be worn as follows:

a. Blue Uniform. Sewn in the centre of the left sleeve $\frac{1}{4}$ in. above the circle in the uppermost row of distinction lace and in a corresponding position in the case of midshipmen.

b. Working Dress. Sewn above the left breast pocket of the blouse.

c. *White Uniform.* With brooch attachment $1\frac{1}{2}$ in. above the left breast pocket of the white tunic. If medal ribbons are worn the badge is to be immediately above the top row of ribbons. With the white mess jacket, the Observers' badge or miniature Pilots' badge is to be pinned on the left lapel 1 in. below the point of the shoulder or, if medal ribbons are worn, immediately above the ribbons.

d. *Khaki Uniform.* Sewn or with brooch attachment $1\frac{1}{2}$ in. above the left breast pocket of the khaki jacket or, if medal ribbons are worn, immediately above the top row of ribbons.

7. Flying badges are not to be worn on shirts, greatcoat, watch coat or raincoat.

0332. PARACHUTIST BADGE. The parachutist badge may be worn by officers who have either:

a. successfully completed a basic parachute course at a recognised Royal Air Force parachute training school and subsequently been held on the strength of an airborne unit which required them to drop by parachute, *or*

b. made a parachute jump in operation against the enemy;

provided they have not had the privilege of wearing the badge withdrawn for refusing to jump or being absent without good cause from a parade specifically ordered for parachute jumping.

2. The badge to be worn consists of embroidered gold wings with an embroidered silver parachute in the centre. Dimensions: Full size: width at wing tips $2\frac{7}{8}$ in., height $1\frac{9}{16}$ in. Miniature size: width 2 in., height $\frac{3}{4}$ in.

Other types of parachutist badge are not to be worn on naval uniform.

3. The parachutist badge is to be worn in the same manner and position as flying badges (Art. 0331.6.) It is not to be worn concurrently with a flying badge: officers qualified to wear both should wear the flying badge only.

0333. WEARING OF FLYING, RATING AIRCREW AND PARACHUTIST BADGES EARNED DURING PREVIOUS SERVICE: The holder of a Pilots' or Observers' badge, a Rating Aircrew badge (Art. 0439.3.) or a Parachutist badge will normally continue wearing it after he has ceased to carry out the relevant duties. The appropriate badge may therefore be worn by any officer on the active or retired list who has at any time qualified for it in the Royal Navy or, in the case of the Pilot, Observer and Parachutist badges, in another Service, provided the award has not been withdrawn. Evidence of the award may be required, and Ministry of Defence approval is necessary where the award was made in a foreign service. It should be noted that it is the naval pattern badge which is to be worn in all cases. Only one of these badges may be worn, and officers entitled to more than one, but no longer performing any of the relevant duties, should select the one to be worn according to the order of priority: Pilot, Observer, Rating Aircrew, Parachutist.

0334. ARMLETS. *Naval Provost Marshals and Deputy Naval Provost Marshals* are to wear when on duty an armband on the right upper arm midway between the shoulder and elbow. This is to consist of a length of navy blue cloth approximately 16 in. long and $3\frac{3}{8}$ in. wide embroidered in yellow with the letters N.P.M. or D.N.P.M., respectively, surmounted by a crown and laurel wreath.

0335.-0337.

CHAPLAINS

0338. DRESS OF CHAPLAINS. Chaplains, other than R.N. Chaplains entered before 3rd November 1948, are to wear uniform as naval officers subject to the following modifications:

a. No distinction marks of rank to be worn.

b. A clerical collar and stock to be worn instead of collar and tie.

c. The Chaplains' Badge to be worn on the shoulder straps of greatcoats, tropical uniform and working dress. This badge consists of a gilt fowl anchor superimposed on a cross of plain seeded silver (or silver plate) with a raised, burnished edge: overall length and width $1\frac{3}{8}$ in.: the anchor cable is transposed for left and right shoulders so that it starts on the forward side of the anchor on each shoulder. The badge is worn $\frac{1}{4}$ in. above the base of the shoulder strap, except by Honorary Chaplains to the Queen, who wear the royal cypher badge $\frac{1}{8}$ in. above the base of the shoulder strap and the Chaplains' badge immediately above the royal cypher.

d. Cap. The peak of the cap to be covered with blue cloth and have an edging of black worsted braid $\frac{3}{4}$ in. wide.

e. Cap Badge. The wreath of gold laurel leaves to be replaced by a wreath of laurel leaves embroidered in black silk, edged and veined in gold.

2. Chaplains R.N. entered before 3rd November 1948 retain the option of wearing the uniform shown above or ordinary clerical dress including a clerical collar and stock. The mess dress when uniform is not worn is to be clerical court coat and trousers of black cloth, and this may be worn by *all* Chaplains as an optional alternative to blue mess jacket and trousers. The wearing of knee breeches, silk stockings and buckle shoes is in abeyance. The appropriate headgear for wear with the court coat is a civilian black hat.

0339. CHAPLAINS SERVING WITH ROYAL MARINES FIELD UNITS. When in the field Chaplains will be required to wear khaki battledress with the Chaplains' Badge on the shoulder straps and the shoulder title 'Royal Navy' on each arm. The clerical collar and stock are to be worn with battledress.

0340. CHAPLAINS' SCARF. In the conduct of religious services a Chaplain should wear a black silk scarf embroidered at each end with an anchor attached by its cable to a cross and surmounted by a royal crown. Medals or medal ribbons may be worn on the left side of the scarf on occasions when officers wear them. The scarf may be worn after retirement by Chaplains who have retired on pension.

0341. HONORARY CHAPLAINS TO THE QUEEN wear a Red Cassock and a special Bronze Badge consisting of the royal cypher and crown within an oval wreath. The badge is worn in the conduct of religious services, on the left side of the scarf by Chaplains who wear the scarf, and on academic or ordinary clerical dress by other Chaplains. When an Honorary Chaplain to the Queen ceases to hold the appointment, he may continue to wear the red cassock and may wear the badge in miniature.

0342.-0344.

ROYAL NAVAL RESERVE

0345. ROYAL NAVAL RESERVE OFFICERS' UNIFORM (except Sea Cadet Corps and Combined Cadet Force) is the same as R.N. except that:

a. Permanent and Honorary officers wear the letter 'R' inside the curl of distinction lace. During mobilised service Qualified Officers omit the 'R' from the curl.

b. Temporary Midshipmen wear a waved twist of white cord on the turnback.

c. R.N.R. Chaplains wear the scarf authorised to be worn by R.N. Chaplains, with the addition of gold letters 'R.N.R.', $\frac{3}{4}$ in. high, below the badge.

d. Reserve Officers are not required to wear mess jackets.

0346. SEA CADET CORPS AND COMBINED CADET FORCE OFFICERS' UNIFORM is the same as R.N. except that waved rows of $\frac{3}{8}$ in. gold distinction lace with a waved curl on the uppermost row are worn. The Lieutenant-Commander's narrow stripe for these officers is $\frac{1}{8}$ in. wide, spaced $\frac{3}{8}$ in. from the outside stripes.

CHAPTER 4

Naval Ratings

Articles

Orders of Dress and Occasions on which Worn

0401 Table of Dresses

Special Dresses

0402 Boats' crews
0403 Postmen and orderlies
0404 Motor cycling
0405 Physical training instructors' working dress
0406 Cook ratings' working dress
0407 Steward ratings' mess clothing
0408 Engineering mechanic ratings in coal-fired ships
0409 White web equipment for ceremonial purposes
0410 White gloves for ceremonial occasions
0411 Volunteer bands
0412 Evening dress for chief petty officers

Additional Items of Uniform which may be Worn

0415 Jerseys
0416 Windproof working jackets
0417 Overcoats
0418 Raincoats
0419 White scarves
0420 Gloves
0421 Slippers
0422 Knife
0423 Master-at-arms sword

Details of Uniform

0427 Descriptions of uniform items
-8
0429 Marking kit
0430 Declared clothing
0431 Kit musters

Badges

0435 Cap badges
0436 Rating badges
0437 Good conduct badges
0438 Branch, specialist qualification and skill badges
0439 Descriptive list of branch, specialist qualification and skill badges
0440 Stars and crowns
0441 Badges to be worn on various garments
0442 Background and attachment of badges
0443 Armlets
0444 S.D. List candidates
0445 Shoulder flashes
0446 Collar badges

Royal Naval Reserve

0450 Royal Naval Reserve ratings' uniform
0451 Headquarters Reserve ratings' uniform

ORDERS OF DRESS AND OCCASIONS ON WHICH WORN

0401. TABLE OF DRESSES. Numbers are assigned to the Dresses for convenience when referring to them.

DRESS NO.	DESCRIPTION OF DRESS		OCCASIONS FOR WEAR
	FOR MEN NOT DRESSED AS SEAMEN (CLASSES I AND III)	FOR MEN DRESSED AS SEAMEN (CLASS II)	
1	Cloth suit (jacket and trousers), double breasted. (Diagonal serge suit may be worn for leave.) Gold badges Medals (for ceremonial occasions) or medal ribbons, as ordered. Black boots. (Black shoes may be worn on non-ceremonial occasions.)	Worsted serge or best serge suit (jumper and trousers). Gold badges Medals (for ceremonial occasions) or medal ribbons, as ordered. Seamen's blue collar Black scarf Lanyard Uniform cotton vest Black boots. (Black shoes may be worn on non-ceremonial occasions.) Jersey when ordered	Inspections Ceremonial occasions Sundays in harbour (but Communication ratings on duty may wear No. 2 Dress). Leave on Sundays Optional for leave on week-days.
2	Cloth or serge suit (the serge suit may be single- or double-breasted). Gold or red badges Medal ribbons Black boots or shoes When 'No. 2 Dress Negative Jacket or Jumper' is ordered: Blue serge trousers Blue waistbelt White tropical shirt	Worsted serge or serge suit. Gold or red badges Medal ribbons Seamen's blue collar Black scarf Lanyard Uniform cotton vest Black boots or shoes Jersey when ordered Blue serge trousers Blue waistbelt Uniform cotton vest	Sundays at sea (and for Communication ratings on duty, Sundays in harbour). Dutymen and Communications ratings on duty, instead of No. 3 Dress, unless otherwise ordered. Optional for leave on week-days. 'No. 2 Dress Negative Jacket or Jumper' may be ordered as required.
3	As No. 2 Dress. Action/working dress shirt (with tie) may be worn in lieu of white collar, but not on shore outside naval establishments.	As No. 2 Dress but without lanyard.	On working days for all ordinary duties.

DRESS NO.	DESCRIPTION OF DRESS		OCCASIONS FOR WEAR
	FOR MEN NOT DRESSED AS SEAMEN (CLASSES I AND III)	FOR MEN DRESSED AS SEAMEN (CLASS II)	
7A	Collar-attached white shirt with long sleeves. Collar badges Black day tie Thin plain chain gilt or gold tie-retainer. White self-supporting trousers. White socks White shoes		Chief Petty Officers and Petty Officers only: at the discretion of the Senior Officer as an optional alternative to No. 7 Dress when the occasion does not demand No. 7 but plain clothes are inappropriate.
8	Action/working dress shirt and trousers. Black boots or shoes If necessary a serge jacket, single-breasted or double-breasted with red badges and no medal ribbons, may be worn, without tie, the shirt collar to be outside the jacket. Windproof working jacket optional.	Action/working dress shirt and trousers (steward ratings in pantries may wear cooks' knitted shirt instead of action/working dress shirt). Black boots or shoes Windproof working jacket when ordered.	On working days for all ordinary duties as alternative to No. 3. At action stations in conjunction, if necessary, with other clothing. Entering or leaving harbour as ordered. Landing parties Anti-malarial dress ashore at Senior Officers' discretion. Night clothing on stations abroad, at C.-in-C.'s discretion, under conditions in which this Dress is more suitable than No. 4.
9	Blue overall suit		For particularly dirty work or when clothing is likely to be contaminated with paint, grease etc. (Additional warm clothing, if required, to be worn <i>under</i> the overalls.)

NOTE. Action/working dress is *not* to be worn (i) by dutymen in harbour, (ii) as night clothing except as stated above, or (iii) outside a ship or establishment except as provided for above or by working-parties moving in formed bodies or travelling in motor transport.

DRESS NO.	DESCRIPTION OF DRESS		OCCASIONS FOR WEAR
	FOR MEN NOT DRESSED AS SEAMEN (CLASSES I AND III)	FOR MEN DRESSED AS SEAMEN (CLASS II)	
10	White tropical shirt White tropical shorts <i>C.P.O. and P.O.s:</i> White stockings White shoes <i>Other ratings:</i> Blue stockings Black boots or shoes At C.s-in-C.s' discretion, under conditions of great heat, white canvas shoes with white socks <i>or</i> sandals may be worn. Lightweight shorts may be worn on board in very hot climates when working between decks and when off duty out of working hours.	Uniform cotton vest White tropical shorts Blue stockings Black boots or shoes	In hot climates as ordered. On foreign stations, when white uniform is being worn, the wearing of white shorts (with stockings) by libertymen landing in remote and sparsely populated districts may be permitted at the discretion of the C.-in-C.
10A	Action/working dress shirt Dark blue tropical shorts Black boots or shoes with blue stockings <i>or</i> sandals		In hot climates as working dress at Senior Officers' discretion.

SPECIAL DRESSES

0402. BOATS' CREWS. Crews of boats are to be dressed as ordered in the Dress of the Day or in the Station Orders, except as follows:

a. Crews of boats conveying officers (except Officer of the Guard) who are in Nos. 1 or 1W Dresses are to wear No. 1 or No. 6 Dress, unless otherwise directed by the Senior Officer on account of weather.

b. Crews of boats calling alongside foreign men-of-war are to wear No. 2 or No. 7 Dress at all times of day, except when conveying the Officer of the Guard in dark hours, when night clothing may be worn.

c. Gymnasium shoes may be worn as ordered.

0403. POSTMEN AND ORDERLIES. Ratings employed out of their ships or establishments as postmen or orderlies are to wear web belt, anklets and boots. All ratings cycling on duty are to wear anklets and boots. The belts and anklets are to be supplied on temporary loan.

0404. MOTOR CYCLING. Ratings motor cycling on duty are to wear uniform, except that crash helmets, blue pantaloons and motor cyclist boots are to be worn in place of the corresponding uniform items. Goggles, gauntlets and motor cyclists' rubber-proofed coats may also be worn. All these items of protective clothing are provided on temporary loan (see *Victualling Manual*). In hot climates, these ratings are to wear No. 10A Dress with blue stockings, motor cyclist boots, and crash helmets, supplemented if necessary by other items of motor cyclists' protective clothing.

2. Libertymen riding motor cycles (or travelling as pillion or sidecar passengers when this is permissible), while in uniform, or in civilian clothes within the limits of a naval establishment, are always to wear a crash helmet. Men provided with Service helmets for wear on duty may use them when motor cycling off duty.

0405. PHYSICAL TRAINING INSTRUCTORS' WORKING DRESS. Serge trousers, elastic belt, gymnasium vest (trimmed with blue), sweater, track suit (blue), gymnasium shoes.

0406. COOK RATINGS' WORKING DRESS.

1. **C.P.O. and P.O. Cooks:** White tropical shirt; white drill trousers (with white waistbelt if necessary) *or* white tropical shorts in very hot conditions; boots; cooks' apron; uniform cap. Cook's cap, C.P.O./P.O. pattern, (issued on loan as required) to be worn by Instructors at Cookery Schools and at cookery demonstrations and exhibitions.
2. **Leading Cooks and below:** Cooks' knitted shirt; white drill trousers (with white waistbelt if necessary) *or* white tropical shorts in very hot conditions; boots; cooks' apron; cooks' cap (Class II).
3. Special boots are provided as necessary for cook ratings working in galleys (not bakeries).

0407. STEWARD RATINGS' MESS CLOTHING. *Leading Stewards and below:* Stewards' tunic; serge trousers *or* white drill trousers; white gloves; shoes.

0408. ENGINEERING MECHANIC RATINGS IN COAL-FIRED SHIPS—WORKING DRESS. *Ratings below P.O.:* Uniform cotton vest; fearnought trousers; boots.

0409. WHITE WEB EQUIPMENT FOR CEREMONIAL PURPOSES. Whitened web equipment (belts and anklets) is to be worn by guards of honour. Its use upon other occasions, e.g. by patrols or sentries, is to be at the discretion of the Senior Officer, having regard to climate and weather conditions.

0410. WHITE GLOVES FOR CEREMONIAL PURPOSES. Between the 1st October and the 30th April, white cotton gloves are to be worn by guards of honour at important ceremonial occasions in the United Kingdom, viz:

- a. London ceremonial.
- b. Ceremonies at which representative detachments of two or more of the armed Services are paraded.
- c. When the Queen's Colour is paraded and at such other ceremonies as may be ordered by the Defence Council, Admiralty Board or Commanders-in-Chief.

0411. VOLUNTEER BANDS. At the discretion of Senior Officers, members of volunteer bands when parading as such may wear the normal uniform of their respective ratings or, to achieve uniformity of dress, men who are normally not dressed as seamen may wear Class II uniform provided on loan (see *Victualling Manual*).

0412. EVENING DRESS FOR CHIEF PETTY OFFICERS. The following dress may be worn on an optional basis by Chief Petty Officers on certain formal evening occasions:

- a. *When blue uniform is worn*
 - Blue cloth suit, negative medals
 - Black evening tie
 - Soft white plain day shirt with stiff-winged collar or stiff or semi-stiff turned-down collar *or* piqué-fronted or marcella-fronted evening shirt with soft collar to match.
 - b. *When white uniform is worn*
 - White mess jacket
 - Miniature medal ribbons
 - Black evening tie
 - Shirts and collars—as above
 - Black silk kamarband
 - Blue uniform trousers
 - Black socks
 - Black leather shoes, uniform pattern.
2. The evening tie, evening collar and kamarband should be of the pattern prescribed for naval officers. (For description of mess jacket see Art. 0428.16.c.).

3. Distinguishing badges are not to be worn on this dress except by Masters-at-Arms, who are to wear a gold M.A.A.'s badge (in miniature if available) on the right cuff of the mess jacket above the buttons.

4. Approval for the wearing of this dress will in every instance be at the discretion of the Commanding Officer, or Senior Officer where more than one ship or establishment is concerned, and will normally be given only in respect of organised evening social functions taking place in, or sponsored by, H.M. Ships or Establishments or in other Service messes and at functions organised by civic authorities for the Services when appropriate.

0413.-0414.

ADDITIONAL ITEMS OF UNIFORM WHICH MAY BE WORN

0415. **JERSEYS** are to be worn during cold weather as directed by the Senior Officer. In the United Kingdom, when their use is once commenced, jerseys should continue to be worn until about the beginning of April. Discretionary power is given to the Captain of H.M. Ships *Ganges* and *St. Vincent* on this point.

0416. **WINDPROOF WORKING JACKETS** may be worn with No. 8 Dress as additional protection against inclement weather. They should not be ordered for dirty work.

0417. **OVERCOATS** may be worn by ratings on duty at the discretion of the Commanding Officer and on leave at the option of the wearer. The blue seamen's collar is worn *inside* the overcoat.

0418. **RAINCOATS** may be worn by ratings on duty and on leave in cold and wet weather.

0419. **WHITE SCARVES** may be worn with overcoats or raincoats by ratings in Class I and III uniform on duty and by all ratings on leave. White scarves may also be worn with night clothing by Chief Petty Officers and Petty Officers not required for duty, subject to local orders.

0420. **GLOVES.** Except as laid down for ceremonial (Art. 0410) blue woollen gloves may be worn by all ratings on and off duty. Chief Petty Officers and Petty Officers may be permitted to wear brown leather gloves on duty at the discretion of Commanding Officers. All ratings ashore and off duty may wear brown leather gloves instead of blue woollen gloves.

0421. **SLIPPERS** may be worn with night clothing and at such other times as may be authorised by the Commander-in-Chief.

0422. **KNIFE.** The clasp knife is to be worn on a lanyard attached to the waist by seamen branch ratings in Class II uniform when in working dress or tropical rig ordered as working dress. The wearing of the knife on the lanyard is otherwise optional.

0423. **MASTER-AT-ARMS SWORD.** Masters-at-Arms in possession of the appropriate pattern sword should wear it with No. 1 or No. 6 Dress on occasions when officers wear swords.

0424.-0426.

DETAILS OF UNIFORM

0427. Brief descriptions of uniform items are given below. For those marked ¶ more detailed descriptions are in Appendix 3. All items of compulsory kit are available from Service sources. In general, clothing of a quality inferior to the Service item, or differing therefrom in appearance, is not to be worn and will not be accepted as part of a man's kit. In the descriptions which follow, in the case of items marked * any article obtained privately must correspond exactly to the Service pattern.

0428. DESCRIPTIONS OF UNIFORM ITEMS

1. **Bag, Travelling.*** Canvas. Hold-all type, closed with a zip. Measuring 25 in. by 13½ in. by 6½ in. and having a capacity somewhat less than that of the Service suitcase. Supplied for use as an alternative to the suitcase. Men serving afloat who do not choose to take a suitcase with them may be permitted to take a travelling bag in lieu.

2. **Belts, Waist.*** Belt of heavy twill webbing, blue or white as required. Metal buckle, slide adjuster and connecting loop. Small outside pocket with flap and press stud fastening.

3. **Beret for Naval Air Ratings.*** Navy blue knitted wool. Lined with twill. Leather headband. Braid adjuster tied in small bow. Inside stiffener positioned so as to come over the left eye with the small braid bow central at the back. The beret badge is positioned over the stiffener. Worn with the leather band level round the head and 1 in. above the eyebrows, with the crown pulled to the right.

4. **Blouse, Working Dress, for Naval Air Ratings.*** Blue serge. Single-breasted. Fly front to fasten with four plain buttons. Two breast pockets with flaps to fasten with plain buttons and buttonholes, fly type. Two inside breast pockets. Body pleated into belt with adjustable buckle fastening. Sleeves with plain cuffs to fasten with plain buttons and buttonholes, fly type. To be worn open at neck.

5. **Boots, Ankle.** Plain black leather boots without toecaps. Lacing, with six eyelets each side. Leather or rubber heels as required. Kits must include one pair of boots of Service pattern. A second pair, if maintained, may be of lighter manufacture. *Leading Patrolmen* may wear on duty and maintain as compulsory kit as an alternative to one pair of Service footwear any suitable boots of trade pattern provided they approximate in appearance to the Service pattern and are not fitted with toe-caps.

6. **Braces.** Optional pattern. Not to be worn so as to show, e.g. with 'negative jacket' or 'negative jumper' dress.

7. **Buttons.*** Raised round button with a plain rim within which is a fouled anchor surmounted by a crown. Gilt metal, black horn or plastic or white plastic as required. Chief Petty Officers and Petty Officers wear gilt buttons on overcoats, jackets, waistcoats and tunics. Artificers 3rd Class and Acting 2nd Class and Artificer Apprentices wear gilt buttons on overcoats, cloth jackets and waistcoats and white tunics, and black buttons on serge jackets and waistcoats. Other ratings wear black buttons on overcoats, jackets and waistcoats and white buttons on white tunics.

Buttons of the following sizes are worn: overcoats 1½ in, jackets and tunics ¾ in., Waistcoats ⅝ in.

8. **Caps** with white top are to be worn in all climates all the year round as follows, and with all Dresses except where otherwise stated:

¶*a. Class I and III.** Peaked cap with white plastic top. Caps of previous Service pattern, with blue top, may continue to be worn, with white plastic, piqué or marcella cap cover. The cap band and badge are to be worn outside the cap cover.

¶*b. Class II.** Sailor's cap, without peak, with white plastic top. Caps of previous Service pattern, with white top, may continue to be worn.

*c. Cap, blue drill.** A plain, soft, peaked cap supplied for use by Mechanic ratings in working rig only. No badge or cap ribbon is worn with this cap.

9. **Cap Ribbons.*** Black rayon ribbon with lettering in gold wire or yellow rayon as required. To be worn on caps by ratings in Class II uniform. Ribbons are to be worn with the name straight in front, and tied in a bow over the left ear in such a manner that the centre of the lettering on the ribbon is over the nose. The ends of the bow are to be of equal length, not exceeding 2 in. Cap ribbons lettered in wire are to be worn with No. 1 Dress and No. 6 Dress by all ratings who have been issued with these ribbons.

10. **Case, Attaché.*** Compressed fibreboard case. Brown. Plain grain. 14 in. long, 10 in. wide, 5 in. deep. For use when landing for games or on short leave. When not in use the cases are to be kept in the racks where provided, or in the kit locker. The dimensions of the attaché case are such that it can be stowed crosswise in a Service-pattern suitcase.

11. **Cases, Suit.** The Service pattern suitcase is of green canvas with leather bindings and of the following dimensions:

Overall measurements of case when closed including corner caps and studs but excluding handle: 26 in. long, 15 in. wide, 7 in. deep. The overall width of the case including handle with D rings not to exceed 16 in.

Ratings are not allowed to have in their possession in ships and establishments suitcases which exceed the above dimensions. Subject to this, suitcases may be used by all ratings serving in ships and shore establishments.

12. **Collar, Seamen's, Blue.*** ('Blue jean collar'). Rectangular collar 16½ in. wide, 26 in. long, of mid-blue dungaree lined with blue and white striped shirting, extended to the waist and with a spinal piece cut out. Fastened at the waist with tapes. Sides and top braided ⅜ in. from edge with composite tape ¼ in. wide having two ¼ in. blue stripes on white background.

13. **Collars, White.** Stiff white collars are to be worn by ratings in Class I and III uniform with No. 1 or No. 2 Dresses when serving in fleet establishments or on leave from H.M. Ships or fleet establishments. Semi-stiff white collars may be allowed for wear by ratings in Class I and III uniform with No. 1 and No. 2 Dresses when actually afloat. They may be worn at all times during New Entry training.

14. **Gloves**

a. Plain blue woollen or brown leather as required.

b. White cotton*. Service issue for ceremonial and for stewards.

15. **Housewife.** Dark blue drill strip of material with two pockets, containing sewing and darning materials, to roll up and secure with tapes.

16. **Jackets**

¶a. *Class I and III jackets.** Double-breasted. To button three: uniform buttons. Navy blue cloth, diagonal serge, tartan or rough serge as required. Stand and fall collar. Length 1 in. below the fork. Side pockets with flap. External breast pocket: but ratings in possession of previous Service pattern jackets without this pocket may continue to wear them until replacement is required. Single-breasted jackets may be worn except with No. 1 Dress.

Distinguishing buttons are fitted to these jackets as follows: Chief Petty Officers three ⅞ in. buttons in horizontal row 2½ in. up from bottom of each cuff; other ratings two ⅞ in. buttons at the side, disposed vertically 1 in. and 2¼ in. up from bottom of each cuff. (But on double-breasted cloth jackets worn with No. 1 Dress, Artificers 3rd Class wear only one ⅞ in. button on cuff instead of two and Artificer Apprentices wear no buttons on cuff).

b. *Windproof Working Jacket.** Proofed nylon material. Light blue colour. Fully lined. Plain front without pockets, with slide fastener closure to neck, the slide fastener not to be visible when jacket is fastened. Plain back. Stand and fall collar.

c. *White Mess Jacket for Chief Petty Officers' Evening Dress.** As for officers, except that the shoulders are not fitted for shoulder straps, the gilt front buttons are ⅞ in. and three ⅞ in. gilt buttons are worn in horizontal row on top of each cuff.

17. **Jersey, Seamen's.*** Navy blue. Knitted worsted yarn. Long sleeves. Low, straight neck.

18. **Jumpers**

¶a. *Blue Serge.** Navy blue worsted serge or rough serge as required. Shaped to the body. V-neck front opening. Bottom edge in line with fork. Plain serge collar attached. Coat style, with slide fastener front closure: but ratings in possession of previous Service pattern jumpers may continue to wear them until replacement is required.

¶b. *White Drill.** As a. above, except for material, but with the addition of an attached top collar of mid-blue dungaree bordered with blue and white striped composite tape as 11. above, and of a ½ in. binding of mid-blue dungaree round bottom hem and bottom edge of cuffs.

19. **Knife, Clasp.*** Steel clasp knife with one blade, marline spike and screwdriver and with shackle for attachment to lanyard. Bold chequered alloy frame with channel for name.

20. **Lanyard, Knife.*** Cable-laid white cotton yarns, three-stranded with three yarns. Overall length 36 in. Neck loop one end with sliding turk's head knot; small fixed loop at other end spliced one tuck with turk's head knot. The lanyard is worn resting along the black scarf ('silk') so that

the running turk's head rests at the point just above the V of the silk; the standing eye of the lanyard to be passed between the silk and the jumper on the right side and then tucked into the jumper (after passing between the silk and jumper) on the left side.

21. **Mug.** A white polypropylene, 1-pint mug is supplied as Service item, but any plain white, 1-pint mug, enamelled or plastic, may be maintained in kit.

22. **Overalls.*** Blue florentine drill. Combination suit. Stand collar. Fly front. Two half-belts at back. Plain black buttons.

23. **Overcoat.*** Navy blue cloth. 'Lancer' front with two-way collar for buttoning up to the neck and for turning back the lapels to the second buttonhole. Five uniform buttons each side, to button four. Adjustable belt at back. Length 16 in. from ground.

24. **Pillow Slip.** Plain white cotton.

25. **Pullover, Sleeveless, Blue.** Navy blue. Plain knitted from two-fold worsted yarns. 'V' opening in front.

26. **Raincoat.*** Navy blue showerproofed gabardine with slate-grey lining. Double-breasted, to button three: plain buttons. Convertible stand collar. Adjustable half-belt. Length 5 in. below knee. Ratings in possession of raincoats of previous Service pattern may continue to wear them until replacement is required.

27. **Sandals.** Plain, dark brown leather. Closed toe pattern, with toe and ankle straps. Leather-soled. Plastic sandals of similar colour may be worn optionally.

28. Scarves

a. **Black ('silk').*** Black rayon material. Hemmed edges. Size 50 in. by 12 in. Worn as follows: The ends of the scarf are stitched together in such a position as to form a loop of suitable size for the wearer. The scarf is passed under the collar at the back and secured to the jumper in front by the tapes, which are tied in a bow over the scarf in such a manner as to leave a bight of the scarf 1 in. to 2 in. long. The ends of the bow in the tapes are to be of equal length and 1½ in. to 2 in. long. The pendant ends of the tapes are to be of equal length and 5 in. to 7 in. long.

b. **White.** Plain white. Material and size optional, but should resemble Service pattern, i.e. cotton and wool, bleached, 48 in. by 18 in.

29. **Sheet.** Plain white cotton.

30. Shirts

a. **Class I and III.** Plain white. Without collar. Long sleeves. Soft cuffs.

b. **Action/Working Dress.*** Light blue cotton material. Coat style. Collar attached, fastening at the throat with a button. Six buttons down the front, including the collar button, the buttons being 4 in. apart. Long sleeves buttoning at the wrist. Two plain, patch, breast pockets closed with a button. Plain, dark blue, plastic ⅜ in. buttons.

c. **Tropical.*** Plain white cotton shirting. Open neck. Polo collar attached. Sleeves to the elbow. Coat style. Uniform ⅞ in. button at neck: gilt for C.P.O.s and P.O.s, black for other ratings not dressed as seamen.

d. **Cooks' knitted shirts.*** 'T' shirt style. White. Knitted from cotton/rayon rib fabric.

e. **Collar attached shirt.** For C.P.O.s and P.O.s No. 7A Dress. White. Long sleeves. Button cuff. Neck to fasten. Plain buttons.

31. Shoes

a. **Uniform.** Plain design, without toecaps. To lace, with five eyelets each side. Metal protectors are *not* allowed on shoes worn afloat.

Black. Leather. Soles leather or black resin rubber.

White. Canvas. Leather soles. Officers' pattern white buckskin shoes may be worn optionally.

b. **Gymnasium.*** White canvas. To lace with four or five eyelets each side according to size. White rubber soles.

32. Shorts

a. *White tropical.** Drill. Pleated into 2 in. waistband. Waistband extension fastening with hook and bar. Waist adjusting straps with buckle. Side pockets and hip pocket. Bottom of leg 22 in. to 25 in. round. Length approx. 3 in. above centre of kneecap.

b. *Blue tropical.** Drill. Pleated into 2 in. waistband. Waistband extension fastening with button. Waist adjusting straps with buckle. Side pockets and hip pocket. Bottom of leg 25 in. to 28 in. round. Length approx. 3 in. above centre of kneecap.

c. *Lightweight.** Cotton/nylon material. White. Fastened with tape girdle. Hip pocket only. Length halfway down thigh.

33. **Slippers.** Plain black. Style optional.

34. Socks and Stockings

a. Plain navy blue socks or stockings or plain black socks are to be worn with blue uniform.

b. Plain navy blue stockings are to be worn by ratings below Petty Officer with white tropical shorts and by all ratings with blue tropical shorts, except that under conditions of great heat all ratings on board and in duty boats' crews may be allowed to wear white socks and white canvas shoes.

c. Plain white stockings are to be worn by Chief Petty Officers and Petty Officers with white tropical shorts.

d. Plain white socks are to be worn by all ratings when wearing white trousers.

e. Undyed, knitted, woollen socks, plain knit and ribbed knit, are provided for wear by air crew with flying clothing.

35. **Sword for Master-at-Arms.** Of the same pattern as that laid down for officers, except that the back piece of the handle is to be plain with a flute round the top and down the back and that the grip is to be of black fish skin bound with three gold threads. (*Not provided from Service sources.*)

36. **Tie.** Plain black. Silk, rayon, Terylene or other material of silk appearance. Width $2\frac{3}{4}$ in. wide end, $\frac{7}{8}$ in. neck, $1\frac{1}{8}$ in. narrow end. To be tied with 'sailors' knot'.

NOTE. The Tie Retainer for wear with No. 7A Dress (Art. 0401) is *not* available from Service sources.

37. **Towels** (hand and bath). Optional pattern, but colour must be white. The Service item is made from terry cotton.

38. Trousers

¶a. *Class I and III.** Navy blue cloth, diagonal serge, tartan or rough serge, or white drill, as required. Self-supporting. Pleated into waistband. Fly front. Ready-made trousers (serge and drill) of the previous Service pattern will continue to be issued and worn while stocks last. Ratings in possession of cloth trousers of the previous Service pattern may continue to wear them until replacement is required.

¶b. *Class II.** Navy blue worsted serge or rough serge or white drill, as required. Bell-bottom style. Fly front. Ratings in possession of trousers of the previous Service pattern may continue to wear them until replacement is required. In the case of white drill trousers, only, the previous pattern with fall-front will continue to be issued and worn while stocks last. The correct method of folding and creasing Class II trousers is shewn in B.R.1938, *Naval Ratings' Handbook*.

c. *Action/working dress.** Dark blue drill. Fly-fronted. Waist buckles on each side. Cross-over waistband extension pieces. Pockets for belt. Two side pockets and a hip pocket, the latter closed with a plain black plastic button.

d. *Working Dress for Naval Air Ratings.** Blue serge. Thigh pocket on left side, with flap fastened with a plain button and buttonhole, fly type; two side pockets and two hip pockets, with button and buttonhole. Buttons for braces, and two additional buttons at the back for fastening to blouse.

39. Tunics

¶a. *White Drill, Class I and III.** Single-breasted. Stand-up collar. $4\frac{1}{2}$ in. opening at bottom of each side seam. Four detachable uniform buttons. Patch pocket, without flap, on each breast. Chief Petty Officers wear three $\frac{7}{8}$ in. gilt buttons in horizontal row on top of each cuff.

*b. Stewards' Mess Tunic.** White drill. Single-breasted. Square corners. Stand up collar. Five $\frac{7}{8}$ in. white horn removable buttons. Collar $1\frac{3}{4}$ in. high faced with blue dungaree and fitted with two hooks and eyes. Blue dungaree pointed cuffs. A patch pocket, without flaps, on either side and on the left breast.

40. **Underwear.** Material and pattern optional, but to be white or of light neutral colour.

41. **Vest, Cotton, Uniform, Class II** ('Seamen's Flannel').* Reversible vest: depth of neck same at back and front. Short one-piece sleeves shaped the same front and back. White cotton shirting. Neck opening bound with mid-blue dungaree.

42. **Waistcoats, Class I and III.*** Navy blue cloth, diagonal serge, tartan or rough serge as required. Single breasted. Six uniform buttons. No collar. The opening 15 in. from centre of back.

43. **Wallet for Paybook.*** Proofed cambric wallet $5\frac{1}{2}$ in. by $4\frac{3}{4}$ in., with mouth and flap.

0429. MARKING KIT. All articles of kit are to be clearly marked with the owner's name and initials and in case of doubt his official number.

2. The marking, except for kit bags, is to be in $\frac{1}{2}$ in. block letters as follows:

Blue clothes—with white paint

White clothes—with black marking ink

Boots and shoes, cases, travelling bags, etc.—with black paint

Jerseys, comforters, socks, stockings, etc.—with red worsted, or on a white tape in ink sewn over with blue worsted.

3. Position of marking:

Bags, travelling—on one side

Boots and shoes—inside the upper

Caps—in the crown

Cap covers—on the inside of the band

Cases—on top of the lid. Selected depot and official No. to be included if practicable

Jackets—across the shoulders, inside

Jerseys—on the inside of the bottom hem

Jumpers—on the back, close to the collar seam

Overalls—on the back, close to the collar, inside

Overcoats and raincoats—on the cloth inside the coat, right-hand side, in a vertical position, with the first initial in line with the second buttonhole

Scarves and comforters—diagonally across the corner

Shirts and vests—on the tail

Socks and stockings—inside top of leg

Towels—horizontally in the centre of both ends

Trousers, shorts and trunks—on the inside of the waistband at the back.

4. Kit bags are to be marked with black paint in 1-in. block letters, on the bottom of the bag. The owner's name is to be shown, with his initials above and selected depot (abbreviated as usual) and official No. below the name.

5. At the discretion of Commanding Officers, ratings may be required to display their names during the first few weeks of a ship's commission as an aid to identification, but this is to be discontinued as early as possible, except in aircraft-carriers. If for this purpose it is decided that action/working dress shirts should be marked, the name should appear in black marking ink on 1-in. white tape sewn above the left breast pocket of the shirt. A gratuitous issue of white tape is authorised for this purpose (see *Victualling Manual*).

0430. DECLARED CLOTHING: Articles acquired by one rating from another with Divisional Officer's permission (in accordance with *Q.R. & A.I.*) are to be marked at the time of transfer with the 'declared clothing' stamp: a circle of approx. $1\frac{1}{2}$ in. diameter enclosing the interlocked letters 'DC'.

0431. KIT MUSTERS. Illustrations of the method of laying out kits for muster are in B.R.1938, *Naval Ratings Handbook*. Form S.1076, *Kit Muster List for Leading Ratings and Below*, includes the list of compulsory kit.

0432.-0434.

BADGES

0435. CAP AND BERET BADGES. *Cap badges* are embroidered as follows:

Chief Petty Officer—silver fowl anchor encircled by a narrow gold ring within a narrow gold laurel wreath and surmounted by a gold crown.

Petty Officer—silver fowl anchor encircled by two narrow gold rings and surmounted by a gold crown.

Other ratings not dressed as seamen—fowl anchor in circle, surmounted by a crown, all in red.

2. Artificer Apprentices and Artificers 3rd Class wear the red cap badge; Artificers 2nd Class, acting and confirmed, wear the Petty Officers' cap badge; Artificers 1st Class and Chief Artificers wear the Chief Petty Officers' cap badge.

3. **Beret badges** for C.P.O.s and P.O.s are similar to the cap badge but in metal. Leading ratings and below wear on the beret a black rayon flash lettered 'H.M.S.' in gold.

0436. RATING BADGES for Petty Officers and Leading ratings are as follows:

Petty Officer—crossed fowl anchors surmounted by a crown

Leading rating—a fowl anchor, vertical.

2. Except on foul-weather clothing rating badges are not worn by Chief Petty Officers, whose rating is denoted by their distinctive cap badge and by the three large gilt buttons on their cuff.

3. Except as in 4. below rating badges are to be worn by Petty Officers and Leading ratings on the left arm with the centre of the badge midway between the point of the shoulder and the point of the elbow. When the rating badge is worn together with one or more good conduct badges the base of the rating badge is to be in line with the upper points of the first good conduct badge and the centre of the total device is to be midway between point of shoulder and point of elbow.

4. On foul-weather clothing rating badges, embroidered blue on white, are worn on the shoulders. For this purpose Chief Petty Officers wear a facsimile of their beret badge; Petty Officers and Leading ratings wear badges as at 1. above.

0437. GOOD CONDUCT BADGES. V-shaped stripes, $\frac{1}{2}$ in. wide, angled 135 degrees, 5 in. across top of V, worn point downwards. Not worn by Chief Petty Officers but worn by all other ratings entitled to them. Worn on the left arm. When good conduct badges are worn without any rating badge the centre of the device is to be midway between the point of shoulder and point of elbow. When more than one good conduct badge is worn, the distance between them is to be $\frac{1}{2}$ in., measured perpendicularly.

0438. BRANCH, SPECIALIST QUALIFICATION AND SKILL BADGES. Branch badges and badges for specialist qualification within a branch (*see* Art. 0439.1.) are worn:

a. By Chief Petty Officers on each side of the collar of the jacket, on the right cuff of the overall suit and immediately above the left breast pocket of action/working dress. Additionally by Masters-at-Arms on the right cuff of the white tunic immediately above the central gilt button and on a white armband on the right wrist in No. 10 Dress. They are *not* worn by Artificers, Chief Mechanics or Mechanics 1st Class.

b. By all other ratings on the right arm, the centre of the device being midway between point of shoulder and point of elbow.

2. Badges for additional qualifications and special skills (*see* Art. 0439.2.) are worn on the right cuff: C.P.O.s $\frac{1}{4}$ in. above the centre gilt button, other ratings $1\frac{1}{2}$ in. from end of sleeve.

0439

NAVAL RATINGS

3. Flying and parachutist badges (*see* Art. 0439.3.) are worn on the left cuff of blue jackets—C.P.O.s $\frac{1}{4}$ in. above the centre gilt button, other ratings $1\frac{1}{2}$ in. from end of sleeve; on blue and white jumpers $1\frac{1}{2}$ in. above cuff, or above end of sleeve of jumpers without cuffs; on blue serge working dress blouse and white tunic $1\frac{1}{2}$ in. above left breast pocket or above top row of medal ribbons when worn.

0439. DESCRIPTIVE LIST OF BRANCH, SPECIALIST QUALIFICATION AND SKILL BADGES

1. Badges indicating Branch or Specialist Qualification within a Branch. Worn as in Art. 0438.1.

CATEGORY	DEVICE	REMARKS
Gunnery	Crossed guns	Letters below badge: Quarters QR Quarters Armourer QA Gunlayer GL Gunlayer Armourer GA Fire Control Armourer FC
Torpedo/Anti-Submarine	Crossed torpedoes, vertical harpoon and coil of rope.	Letters below badge: Underwater Control C Underwater Weapons W Underwater Weapons Armourer WA
Clearance Diver	Diver's helmet	
Radar Plot	Spider's web crossed by lightning flashes.	
Surveying Recorder	Sextant	
Boom Defence	Crossed shackle and marline spike.	
Coxswain	Six-spoked steering wheel.	C.P.O. Coxswains wear this badge encircled by a laurel wreath and surmounted by a crown.
Physical Training	Crossed clubs	Also worn, in blue, in the centre of the chest of P.T. vest and sweater. Physical trainers holding G, T.A.S. or R.P. specialist qualification in addition wear the P.T. badge only.
Sailmaker	Crossed fid and marline spike.	Obsolescent
Communications	Crossed flags	Chief Communications Yeoman and Communications Yeoman.
Naval Airman	Wings crossed by lightning flash.	Other Communications ratings
Naval Air Mechanic	Aeroplane	Letters below badge: Aircraft Handler H Safety Equipment SE Meteorological Observer MET Photographer P Fitter and Mechanic (AE) AE Fitter and Mechanic (O) O
Aircraft Mechanician		
Engineering Mechanic	Four-bladed aircraft propeller.	
Mechanician	Ship's propeller Ship's propeller super-imposed on throttle wheel.	

CATEGORY	DEVICE	REMARKS
Electrician	Crossed lightning flashes.	Letters in centre of badge: Electrical L Electrical (Air) AL Radio Electrical R Radio Electrical (Air) AR
Electrical Mechanician	Diagonal lightning flashes superimposed on end-on view of generator or motor with terminal blocks and shortened tail leads.	
Weapon Mechanician	Trunnion bearing containing the letters WM and superimposed on crossed gun and torpedo.	
Artizan	Crossed axe and hammer.	Obsolescent
Regulating	Crown	Masters-at-Arms wear this badge encircled by a laurel wreath.
Supply and Secretariat	Star	Letters in centre of badge: Writer W Stores Accountant (S) S Stores Accountant (V) V Cook C Officers' Cook OC Officers' Steward OS Caterer CA
Medical	Red cross on white background in circle.	Letters below badge: State-Registered Male Nurse N Radiographer X Physiotherapist M Hygiene Inspector H Medical Laboratory Technician L Mental Nurse P Operating Room Technician O Dental Attendant D

2. Badges indicating additional qualifications or special skills. Worn on the right cuff as in Art. 0438.2.

CATEGORY	DEVICE	REMARKS
Navigator's Yeoman	A pair of dividers	Worn by entitled ratings in addition to the Radar Plot branch badge.
Pilots' Mate	Two-bladed propeller	Obsolescent. Worn by entitled ratings in addition to the Naval Air Mechanic branch badge.
Ship's Diver	Diver's helmet. (As for Clearance Diver, but smaller.)	
Good Shooting Bugler	Crossed rifles	
Volunteer Bandsman	Bugle Lyre (in gilt metal)	The wearing of this badge is optional.

0440

NAVAL RATINGS

3. Flying and Parachutist badges. Worn as in Art. 0438.3.

CATEGORY	DEVICE	REMARKS
Rating Aircrew	Wings (lifted) behind a fowl anchor with a circle of rope round it.	<p><i>a.</i> Ratings qualified to wear these badges may continue to wear them irrespective of the duties on which they are employed, provided the privilege of wearing them has not been withdrawn. The qualifications for Pilot, Observer and Parachutist badges, and the circumstances in which they may be withdrawn, are the same as for officers (see Arts. 0331 and 0332), and the same conditions for withdrawal as for Pilot and Observer badges apply to the Rating Aircrew badge. The instructions in Art. 0333 as regards wearing badges earned during previous service also apply to ratings.</p> <p><i>b.</i> Only one of these badges may be worn. Ratings serving as aircrew wear the Rating Aircrew badge. Qualified ratings attached to an airborne unit which requires them to drop by parachute are to wear the Parachutist badge. Other ratings, if entitled to wear more than one of these badges, should select the one to be worn according to the order of priority: Pilot, Observer, Rating Aircrew, Parachutist.</p>
Pilot	Wings (extended) with in the centre a fowl anchor in a wreath, surmounted by a crown. (Device as for officers, but smaller.)	
Observer	Wings (lifted) with in the centre a fowl anchor in a circle surmounted by a crown. (Device as for officers, but smaller.)	
Parachutist	Parachute with wings (As for Royal Marines.) (The parachutist badge is not provided in red or blue.)	

(For special badges worn in training establishments, see Appendix 4.)

0440. STARS AND CROWNS are added to the basic branch and specialist qualification badges shown in Art. 0439.1. to indicate certain classes of qualification, as follows:

a. Crown above basic device and 2 stars (disposed vertically) below: Confirmed Leading ratings and above qualified as Gunnery, T.A.S., R.P. or Communications Instructors or Staff P.T. Instructors.

b. Crown above basic device and 1 star below: Chief Petty Officers qualified for higher rate of pay or with 1st Class Part II or Specialist Qualification.

c. Crown above basic device: Chief Petty Officers on lower rate of pay or with Part II or Specialist Qualification below 1st Class; Petty Officers qualified for higher rate of pay; Petty Officers and confirmed Leading ratings with 1st Class Part II or Specialist Qualification.

d. Star above and star below basic device: Petty Officers and below with 2nd Class Part II or Specialist Qualification or with Technical Qualification for Leading rating.*

e. Star above basic device: Petty Officers and below with 'Star' or 3rd Class Part II or Specialist Qualification or with Technical Qualification for Able rating.*

* Not applicable to Artisan, Regulating, Supply and Secretariat or Medical Branches.

2. When there are both a letter and a star below the basic device, the letter is below the star.

0441. BADGES TO BE WORN ON VARIOUS GARMENTS

GARMENTS	BADGES TO BE WORN	COLOUR OF BADGES
Blue uniform jackets and jumpers and aircrew working dress blouse. White tunics and jumpers	Rating, good conduct, branch, specialist and other qualification and skill badges.	Gold on No. 1 Dress, otherwise red.
		Master-at-Arms branch badge gold, otherwise blue. The blue badges on No. 6 Dress must be embroidered.
Action/working dress shirt, overalls and flying clothing. Overcoat	Rating, branch and S.Q. badges only.	Blue
	Rating badge only	Red, except that when overcoats are worn by ratings forming a royal guard the badges of rating worn by Petty Officers and Leading ratings are to be gold instead of red, gold badges for the purpose being supplied on loan.
Windproof working jacket, uniform cotton vest and tropical shirt.		Blue

0442. BACKGROUND AND ATTACHMENT OF BADGES. Embroidered badges are to be mounted on a foundation before attachment to garments: gold and red on navy blue cloth or serge, blue on white drill. The thread used for sewing the badge to its foundation is to be yellow, red or blue to correspond with the colour of the badge. The Volunteer Bandsman's badge, a metal lyre, should, preferably, also be mounted on cloth or drill.

2. For good conduct badges the edges of the foundation are to be quite plain and are to be $\frac{1}{8}$ in. from the badge. For Chief Petty Officers' collar badges the foundation is to be cut to the shape of the collar: for other badges it is to remain as supplied from Service stocks. The thread used for sewing the foundation onto the garment is to be black for blue garments, white for others.

3. Badges are not to be sewn to the windproof working jacket. The printed blue-on-white rating badge is to be fixed in place with Evostick 528 adhesive (N.S. Patt. 0442/008) issued from Service stocks.

0443. ARMLETS.

1. **Naval patrol armband.** Ratings temporarily employed on regulating branch or patrol duties are to wear the naval patrol armband on the left cuff, or on the left wrist when long-sleeved garments are not worn, whilst actually on duty. The armband is white with a blue border and has a blue and red crown between the letters N and P in blue.

2. **Petty Officers' armband.** An armband, design as for 1. but without the letters, is worn by Petty Officers when required on the left upper arm of the watchcoat.

0444. S.D. LIST CANDIDATES are to wear a curved white flash 1 in. by 4 in. on both sleeves of blue uniform suits in a position immediately below the seam of the sleeve and the shoulder. A 1-in. white 'sleeve' is to be worn on both shoulder straps of foul-weather garments.

0445. SHOULDER FLASHES lettered 'Royal Navy' in white on blue are worn on khaki uniform when ordered for ratings attached to R.M. Commandos or to helicopter squadrons and commando ships for operations ashore in support of R.M. Commandos.

0446. COLLAR BADGES in gilt metal are worn on the front of the collar, both sides, by Chief Petty Officers and Petty Officers in No. 7A Dress only. The badge consists of laurel leaves round a fowl anchor with crown above for Chief Petty Officers and crossed fowl anchors surmounted by a crown for Petty Officers.

0447.-0449.

ROYAL NAVAL RESERVE

0450. ROYAL NAVAL RESERVE RATINGS' UNIFORM is the same as R.N. except that:

a. A flash lettered 'Royal Naval Reserve' in white on blue is worn on the left arm of blue uniform, immediately below the shoulder seam.

b. Badges are worn as for corresponding R.N. ratings, but with certain additions as shown in B.R.60., *R.N.R. Regulations*.

0451. HEADQUARTERS RESERVE RATINGS' UNIFORM is the same as other R.N.R. ratings' except that:

a. Working dress blouse and trousers, with white shirt and collar and black tie, are worn with all orders of blue dress.

b. Grade I ratings wear the Class I and III peaked cap with a Petty Officers' beret badge.

c. Grades II and III ratings wear the beret (naval air ratings' pattern) with a badge as for Petty Officers but without the silver facing on the anchor.

d. Grade badges in red are worn on the left arm 5 in. from the bottom of sleeve: Grade I—crown; Grade II—anchor; Grade III (trained)—star.

e. Other badges, R.N. pattern, are worn as shown in B.R.60, *R.N.R. Regulations*.

CHAPTER 7

Women Medical and Dental Officers

ORDERS OF DRESS AND OCCASIONS ON WHICH WORN

0701. The Orders of Dress for women medical and dental officers are the same as for officers of the Women's Royal Naval Service (Chapter 8).

DETAILS OF UNIFORM

0702. The uniform of women medical and dental officers is the same as that of W.R.N.S. officers except that:

- a.* The naval officers' cap badge is to be worn.
- b.* Naval officers' distinction marks of rank and branch are to be worn, i.e. gold lace rank stripes on cuffs and shoulder straps, with the appropriate distinction cloth: scarlet for Medical, orange for Dental.
- c.* The mess dress is as shown in Art. 0703.

0703. MESS DRESS.

0704. WHITE COATS. White overall coats of civilian design, women doctors' pattern and women dentists' pattern, are provided, made to order as required. Patterns have been sealed.

CHAPTER 8

Women's Royal Naval Service Officers

Articles

Orders of Dress and Occasions on which Worn

0801 Table of dresses

Additional Items of Uniform which may be Worn

0802 Aiguillettes and royal cyphers
 0803 Greatcoats, raincoats and boat cloak
 0804 Scarves
 0805 Gloves

Details of Uniform

0808 Descriptions of uniform items
 -9

Badges and Distinction Marks of Rank

0813 Hat badge
 0814 Rank distinction marks
 0815 Mess dress badge

Women's Royal Naval Reserve

0818 Women's Royal Naval Reserve Officers' uniform

ORDERS OF DRESS AND OCCASIONS ON WHICH WORN

0801. TABLE OF DRESSES. Numbers are assigned to the Dresses for convenience when referring to them. The number of each Dress is that of the corresponding Dress for naval officers and the various Dresses are worn on the same occasions as those specified for naval officers. Where a group of Dresses is combined in the table, the numbers signify differences in the Orders, decorations and medals to be worn, which are to be the same as for the corresponding naval officers' Dress (see Art. 0301). The Dresses to be worn at Court functions or at Joint Service functions at which a member of the Royal Family is present are shown in the Joint Services Ceremonial Dress Table (Appendix 2).

DRESS	DRESCRIPTION	NOTES
No. 1 } No. 4 } Blue No. 5 } Day Dresses	Tricorne hat Blue jacket Blue skirt White shirt and collar Black tie Black stockings Black shoes	A white tropical shirt, with shoulder straps of rank, may be worn instead of shirt, collar and tie, and without a jacket, in No. 5 Dress in hot weather, optionally.

DRESS	DESCRIPTION	NOTES
No. 2 } No. 6 } Mess No. 7 } Dresses	Mess dress (blue evening dress and bolero). Service and rank badge Black stockings Plain court shoes, black or matching blue silk.	The dress may be worn without bolero as appropriate. A small plain black or matching blue evening bag may be carried.
No. 8 Working Dress	Beret Blue serge working dress blouse Shoulder straps Blue skirt (or blue serge trousers, optionally for Air Electrical and Safety Equipment officers). White shirt and collar Black tie Black stockings or black or navy blue socks. Black shoes	This is an optional Dress for working in other than hot climates. Detailed orders for the occasions on which Working Dress may be worn are issued by Commanders-in-Chief and Flag Officers Commanding. This Dress is not to be worn outside naval establishments or on leave.

In Hot Climates

No. 1W } No. 4W } White No. 5W } Dresses	Tricorne hat White tropical dress Shoulder straps White footlets (optional) White shoes	
No. 2W } No. 6W } White No. 7W } Mess Dresses	Mess Dress as No. 2/6/7 or White Dress as No. 1W/4W/5W	
No. 8W Tropical Working Dress	Tricorne hat or beret Light blue shirt Shoulder straps Blue working dress slacks Black shoes or brown sandals	Optional dress, as for No. 8, but for Air Electrical and Safety Equipment officers only.
No. 9W Tropical Dress	Tricorne hat White tropical shirt Shoulder straps White skirt White footlets (optional) White shoes	

ADDITIONAL ITEMS OF UNIFORM WHICH MAY BE WORN

0802. AIGUILLETES AND ROYAL CYPHERS are worn by entitled W.R.N.S. officers under the same conditions as for R.N. officers (Arts. 0309, 0310).

0803. GREATCOATS, RAINCOATS AND BOAT CLOAKS may be worn on appropriate occasions.

0804. **SCARVES** may be worn with greatcoat or raincoat (only).

0805. **GLOVES** may be worn as ordered or appropriate.

0806.-0807.

DETAILS OF UNIFORM

0808. Brief descriptions of uniform items are given below. For those marked ¶ more detailed descriptions are in Appendix 3. Items marked † are available from Service sources.

0809. DESCRIPTIONS OF UNIFORM ITEMS

1. **Blouse, Working Dress.** † Navy blue serge material. 'Battledress' type. Single-breasted collar and lapels. Two outside breast pockets with flaps. To button through three large gilt buttons. Pocket flaps button through with small gilt button. Waistband, $2\frac{1}{2}$ in. depth, with waistband extension fastened with buttons (plain). Set-in sleeves with cuffs closed by button (plain). Unlined.

2. **Gloves.** † Plain brown leather. Button optional.

¶3. **Greatcoat.** Navy blue cloth. Double-breasted. Six gilt buttons each side, to button four. Shaped belt at back waist, with gilt button each end. Waist pockets with flap. Plain sleeves. Shoulder straps of rank to be sewn to shoulders. Length $1\frac{1}{2}$ in. below the skirt.

¶4. **Jacket.** Navy blue cloth. Double-breasted. Four gilt buttons in each forepart, to button three. Breast pockets and lower pockets without flaps. Plain sleeves, laced for rank.

5. **Mess Dress.** Full length evening dress in midnight blue ottoman material. Classic style. Sleeveless. Neckline boat-shaped at the front with deeper U-shape at the back.

Bolero of same material, lined with white satin: waist length: three-quarter length sleeves: either a high fastening roll collar or open-necked revers at the option of the wearer.

Officers in possession of the previous pattern mess dress may continue to wear it until it requires renewal.

6. **Scarf.** Plain white. Material optional.

7. **Shoulder Straps.** † Blue cloth on a firm, resilient foundation. Lined with white fabric. Long shanked, small, gilt button at the top; white tapes at the base, for attachment to garments. Length of strap, base to apex, $4\frac{3}{4}$ in. Width of base $2\frac{1}{4}$ in. Lace denoting rank (Art. 0814) sewn on to strap.

¶8. **Skirt, Cloth.** Navy blue cloth, as jacket. Two inverted pleats in front, three panels at back. Length to be $1\frac{1}{2}$ in. below centre of kneecap, but slight adjustment may be authorised according to current fashion.

9. **Trunk.** † Pattern optional.

10. The following items are of Naval Officers' pattern and are described in Art. 0317:

Aiguillettes and Royal Cyphers—except that the aiguillette provided for Director W.R.N.S. as A.D.C. to the Queen has slightly thinner cords and a smaller shoulder-strap, to make it lighter. Boat cloak.

Buttons, gilt. SIZES WORN: Jacket, greatcoat, working dress blouse, white dress—Size 1 ($\frac{9}{16}$ in.); Blouse pockets, shoulder straps—Size 3 ($\frac{13}{16}$ in.).

11. The following items are of Naval ratings' pattern and are described in Art. 0428:

Pullover

Tie.

12. The following items are of the same pattern as for W.R.N.S. ratings and are described in Art. 0910:

Bags, shoulder, black and white

Beret

Collar

0810

WOMEN'S ROYAL NAVAL SERVICE OFFICERS

Dress, white: but dresses of the same pattern made from suitable alternative plain white material may be worn optionally on semi-official occasions or in the evening.

Footlets

Hat, tricorne

Pullover

Raincoat: but the belt is optional for officers

Sandals

Shirts

Shoes, ankle boots and overshoes

Skirts, blue serge (for working dress) and white

Slacks

Stockings

Trousers.

0810.-0812.

BADGES AND DISTINCTION MARKS OF RANK

0813. **HAT BADGE.** As for naval officers' cap badge (Art. 0322) but with light blue laurel leaves.

0814. **RANK DISTINCTION MARKS.** Rank is indicated by rows of light blue distinctive lace, with a square in the uppermost row, on the sleeves of the blue jacket and the shoulder straps of greatcoats and tropical dress, as follows:

Commandant	One row, $1\frac{3}{4}$ in wide
Superintendent	Four rows, $\frac{9}{16}$ in. wide on sleeves, $\frac{1}{2}$ in. wide on shoulder straps
Chief Officer	Three rows, ditto
First Officer	Two rows, ditto, with one row $\frac{1}{4}$ in. wide between
Second Officer	Two rows, ditto
Third Officer	One row, ditto

2. The outer sides of the square are $1\frac{1}{2}$ in. long. For Commandant the square, of $\frac{9}{16}$ in. wide lace, is formed immediately above the $1\frac{3}{4}$ in. row; for other officers it is formed on and by the uppermost row of lace.

3. The space between the rows of lace is $\frac{1}{4}$ in.

0815. **MESS DRESS BADGE.** A brooch badge, to indicate Service and rank, is worn in the centre of the left side of the mess dress bolero 1 in. below point of shoulder, or in a corresponding position on the dress when the bolero is not worn. The badge, width at widest $1\frac{1}{2}$ in., is a miniature of the hat badge, with plain horizontal bars, corresponding to the wearer's rank stripes, attached immediately below it and forming part of the brooch. The bars are 1 in. wide, 0.2 in. deep (0.1 in. for First Officer's thin stripe, 0.6 in. for Commandant) and are 0.1 in. apart for two or more. The badge is in silver metal and the bars are in blue enamel on a silver metal background. The method of construction is such that new bars can be attached to the badge on promotion.

0816.-0817.

WOMEN'S ROYAL NAVAL RESERVE

0818. **WOMEN'S ROYAL NAVAL RESERVE** Officers wear the same uniforms as W.R.N.S. Officers but with the letter 'R' in blue in the square of rank marking.

CHAPTER 9

Women's Royal Naval Service Ratings

Articles

Orders of Dress and Occasions on which Worn

- 0901 Table of dresses
- 0902 Special working dresses

Additional Items of Uniform which may be Worn

- 0903 Overcoats and raincoats
- 0904 Scarves
- 0905 Cardigans, pullovers and jerseys
- 0906 Gloves

Details of Uniform

- 0909 Descriptions of uniform items
- 10
- 0911 Marking kit

Badges

- 0915 General
- 0916 Hat badges
- 0917 Rating badges
- 0918 Good conduct badges
- 0919 Category badges
- 0920 Descriptive list of category badges
- 0921 Stars and crowns
- 0922 Badges to be worn on various garments
- 0923 Good shooting badge
- 0924 Cadets under training for officer rank

Women's Royal Naval Reserve

- 0928 W.R.N.R. ratings' uniform
- 0929 Headquarters Reserve ratings' uniform

ORDERS OF DRESS AND OCCASIONS ON WHICH WORN

0901. TABLE OF DRESSES. Numbers, corresponding so far as practicable to those for naval ratings, are assigned to the Dresses for convenience when referring to them.

0092

WOMEN'S ROYAL NAVAL SERVICE RATINGS

DRESS NO.	DESCRIPTION OF DRESS	OCCASIONS FOR WEAR
1	Diagonal serge suit (jacket and skirt) White shirt and collar and black tie <i>or</i> summer blouse (<i>see Notes</i>). Black stockings Black shoes Medals or medal ribbons as ordered	Inspections Ceremonial occasions Sundays Leave
2 } 3 }	Blue serge jacket and skirt (any worn but respectable blue cloth, diagonal serge or serge suit). White shirt and collar and black tie <i>or</i> summer blouse (<i>see Notes</i>). Black stockings Black shoes Medal ribbons optional	Working days, for all ordinary duties (<i>but see Art. 0902 for special working dresses</i>).
6	White tropical dress White footlets (optional) White shoes Medals or medal ribbons as ordered	In hot climates instead of No. 1 Dress
10	White tropical shirt White skirt White footlets (optional) White shoes	In hot climates instead of No. 2/3 Dress
10A	Light blue shirt Blue working dress slacks Black shoes <i>or</i> brown sandals	Working dress in hot climates for Stores (S), (V) and (C)), Cinema Operator, Air Mechanic, Radio Electrical (Air), Range Assessor and Radar Plotter ratings.

NOTES

(i) In summer months at Home at the discretion of the Commanders-in-Chief, and in the Mediterranean for periods at the discretion of Flag Officer, Gibraltar, and Commodore Superintendent, Malta, junior W.R.N.S. ratings wear the summer blouse in lieu of white shirt and collar and black tie with both Nos. 1 and 2/3 Dresses. These periods are normally the same as those when naval ratings are not wearing jerseys.

(ii) Chief and Petty Officer Wrens may, during hot weather, be permitted to wear optionally white tropical shirt with blue serge skirt and without jacket.

(iii) When wearing summer blouse, ratings below Petty Officer may dispense with the jacket when ordered.

0902. SPECIAL WORKING DRESSES

CATEGORY	DESCRIPTION OF DRESS
a. Steward (G)	Blue striped overall, serge skirt, vest cotton uniform. Black stockings <i>or</i> black <i>or</i> navy blue socks. Black shoes. Galley shoes as necessary for ratings below Petty Officer. White apron as necessary.
b. Cook (O) and (S)	<i>Chief Wren and Petty Officer Wren Cooks:</i> White tropical shirt, white drill skirt, chef's cap, white apron. Black stockings <i>or</i> black <i>or</i> navy blue socks. Black shoes. <i>Leading Wren Cooks and below:</i> Vest cotton uniform, white drill skirt, white kerchief, white apron. Black stockings <i>or</i> black <i>or</i> navy blue socks. Black shoes. Galley shoes, blue striped overall, as necessary.

- c. Steward (O) Overalls, blue and white striped *or* white, in lieu of jacket as necessary. White apron as necessary.
- d. Dental Surgery Assistant Overalls, D.S.A. *or* blue and white striped, in lieu of jacket as necessary.
- e. Educational Assistant and Hairdresser. Overalls D.S.A. in lieu of jacket as necessary
- f. Radio Operator, Switch-board Operator and Meteorological Observer. *For night duty only, as alternative to No. 2/3 Dress: Serge jacket and skirt, blue shirt, black tie, black stockings, black shoes.*
- g. Air Mechanic and Radio Electrical (Air). Blue shirt, serge trousers, black stockings *or* black *or* navy blue socks, black shoes *or* gym shoes. Serge jacket, blue jersey, blue overall combination suit, as necessary.
- h. Stores (V) and (C) Blue shirt, serge skirt, black tie, black stockings, black shoes. Serge jacket *or* blue overall as necessary.
- j. Stores (S), Radar Plotter, Range Assessor and M/T Driver. Blue shirt, serge skirt, black tie, black stockings, black shoes. Serge jacket as necessary.
or
Blue shirt, serge trousers, black tie, black stockings *or* black *or* navy blue socks, black shoes. Serge jacket, blue jersey as necessary.
Blue overall combination suit as necessary for Stores (S) ratings and M/T drivers only.
- k. Cinema Operators Blue shirt, black tie, black shoes. Serge skirt and black stockings *or* serge trousers and black stockings *or* black *or* navy blue socks. Serge jacket, blue overall combination suit, as necessary.
- l. Ratings carrying out flying training during courses and ratings employed on filling meteorological balloons. Trousers to be worn with No. 2/3 Dress instead of skirt.

NOTES

(i) Ratings at (h), (j) and (k) are to wear a black tie with the blue shirt in the winter months. In the summer months, during the period when the summer blouse is in wear, the blue shirt is to be worn open-necked without jacket, and neck fastened, but without tie, with jacket.

(ii) Chief and Petty Officer Wrens may wear the beret instead of the tricorne hat when wearing trousers.

(iii) Trousers are not to be worn by M/T drivers except when driving trucks or lorries or when night driving.

ADDITIONAL ITEMS OF UNIFORM WHICH MAY BE WORN

0903. OVERCOATS AND RAINCOATS may be worn on appropriate occasions.

0904. SCARVES may be worn with overcoat or raincoat (only).

0905. CARDIGANS, PULLOVERS AND JERSEYS. Navy blue plain V-necked cardigans *or* pullovers may be worn with Nos. 1 and 2/3 Dresses and working dress provided they do not show under the jacket. They may be worn when the jacket is removed in offices and stores, indoors only. W.R.N.S. pattern blue jerseys may only be worn with working dress as in Art. 0902.

0906. GLOVES may be worn as ordered *or* appropriate. Chief and Petty Officer Wrens may wear brown leather gloves as an alternative to the regulation pattern blue woollen gloves.

0907.-0908.

DETAILS OF UNIFORM

0909. Brief descriptions of uniform items are given below. All items of compulsory kit are available from Service sources, and except where it is indicated in Art. 0910 that material, design or colour is optional, any articles obtained outside the Service must correspond to the Service pattern.

0910. DESCRIPTIONS OF UNIFORM ITEMS

1. **Bags, Shoulder.** Plain plastic or leather material, black or white as required. Flat side. Tapering. Slide fastener top. Adjustable sling. Width at widest part 10 in. Depth at mid point $6\frac{1}{2}$ in. Maximum effective length of strap 47 in.

2. **Beret.** Navy blue knitted wool, without any lining, stiffening or binding. Worn with the badge directly above the left eye and the crown pulled to the right.

3. **Blouse, Summer.** Coat style. Short sleeves. $1\frac{1}{4}$ in. deep cuffs. Pyjama type collar. Whole back pleated into yoke. Plain white buttons. Collar and cuffs edged with navy blue binding. Worn open-necked when without jacket and neck fastened, but without tie, with jacket.

4. **Blouse, Working Dress.** (*For W.R.N.R. H.Q. Reserve Ratings*) Navy blue serge material. 'Battledress' type. Single-breasted collar and lapels. Two outside breast pockets with flaps, buttoning in fly. Fly front to button four. (No uniform buttons.) Waistband $2\frac{1}{2}$ in. depth, with waistband extension fastened with buttons (plain). Set-in sleeves with cuffs closed by button (plain). Unlined.

5. **Cap.** Caps with white top are to be worn in all climates all the year round, and with all Dresses (except where otherwise stated for Working Dress). The cap to be worn by ratings below Petty Officer is a sailor's cap, without peak, with a round white plastic top. It is provided with a front stiffener and built-in grommet, which are not to be removed.

6. **Collar.** White. Semi-stiff. Pointed. Approx. $2\frac{1}{2}$ in. depth of fall (front).

7. **Dress, White.** White satin drill. Bodice and attached skirt. Bodice fastens down front with four detachable uniform buttons. Short sleeves with mitred-shape cuffs. Double-breasted collar: single-breasted revers. Six-gore skirt with pocket in right side seam, slide fastener in left side seam. Belt $1\frac{1}{2}$ in. wide with belt loops and two detachable uniform buttons (same size as front). Length as for skirts (21).

8. **Footlets.** White. Plain. Material optional.

9. **Gloves.** Plain knitted blue woollen or plain brown leather as required. Colour not to differ appreciably from that of Service pattern.

10. **Hat, Tricorne.** Hat with white top to be worn by Petty Officer Wrens and above in all climates all the year round, and with all Dresses (except where otherwise stated for Working Dress). The hat has a fur felt body and brim and a dome crown of buckram to which a detachable white plastic crown is fitted with press studs. Width of brim $2\frac{1}{2}$ in. Braid band $1\frac{1}{2}$ in. wide, to take hat badge, sewn round body at bottom of crown.

11. **Jacket.** Blue diagonal serge or rough serge as required. Double-breasted. Three uniform buttons in each forepart, to button three. Double-breasted collar and lapels. Front panels. Centre back seam. Two side pockets with flaps (no outside breast pocket). Chief Wrens have three large gilt buttons in horizontal row $2\frac{1}{2}$ in. up from bottom of each cuff. Petty Officer Wrens have two small gilt buttons disposed vertically 1 in. and $2\frac{1}{4}$ in. up from bottom of each cuff.

12. **Jersey.** Navy blue knitted worsted yarn. Crew necked. Long sleeves.

13. **Kerchief.** White repp. Made in the form of a right-angled triangle, from 31 in. wide material, hemmed at edges.

14. Overalls

a. *Blue and White Striped.* Blue-and-white-striped cotton shirting. Mid-blue dungaree collar, cuffs and pocket facing. Wrapover type, fastened with waist ties passing through slits. Single-breasted lapels. Blue stand and fall collar. Short sleeves. Blue turned-back cuffs. Patch pocket with blue mitre facing at hip level each side.

b. *Dental Surgery Assistants'.* White drill. Wrapover type, fastened with waist ties passing through slits. Elbow-length sleeves.

c. Navy Working. Dark blue satin drill. Wrapover type, fastened with waist ties passing through slits. Single-breasted collar and lapels. Long sleeves with $2\frac{1}{4}$ in. buttoning cuff. Patch pocket at right hip level.

d. White. White satin drill. Mid-blue dungaree collar and cuffs. Half-belted type with fly front and shaped body, to button six: plain buttons. Blue stand collar. Long sleeves with $2\frac{1}{4}$ in. buttoning blue cuff. No pockets.

15. **Overcoat.** Navy blue cloth. Double-breasted lancer front. Four uniform buttons on left forepart and three on right, to button three. Convertible stand and fall collar. Two-piece back with half-belt and back vent. (No additional buttons are to be added to the belt). Plain cuffs. Fully lined. Two slanting, welted hip pockets. Length $1\frac{1}{2}$ in. below the skirt.

16. **Raincoat.** Navy blue shower-proofed gabardine with slate grey lining. Single-breasted, with fly front, to button four: plain buttons. Convertible stand collar. Plain cuffs. Full length belt with black-leather-covered buckle. (The belt is always to be worn with the raincoat). Length $1\frac{1}{2}$ in. below the skirt.

Chief Wrens Welfare (only), when travelling, may wear a plain black plastic raincoat as an optional alternative to the Service raincoat.

17. **Sandals.** Plain brown. Flat or low heel. Pattern optional, but extremes of style are to be avoided.

18. **Scarves.** Plain navy blue or white. Pattern optional. Always to be tied in a half hitch.

19. Shirts

a. White. Plain white. Without collar. Long sleeves: cuff to fasten. When the jacket is not worn, the shirt sleeves are to be neatly rolled up just above the elbow.

b. White tropical. Plain white cotton poplin. Coat style. Short sleeved. Pyjama type collar with revers. To be worn open-necked. Fronts and whole back gathered into double yoke. To button four: Chief Wrens small gilt uniform buttons: other ratings plain white buttons.

c. Light blue. Plain light blue cotton poplin. Coat style. To button three: plain light blue buttons. Pyjama collar: to be worn either with or without tie or open-necked. Long sleeves with buttoning cuff.

20. Shoes.

a. Black leather or white canvas or other white material, as required: leather-soled. To conform at all times to the approved pattern. Except on ceremonial occasions and when otherwise ordered by the Senior Officer, plain black court shoes may be worn, optionally, with blue uniform. Court shoes are to be moderately styled, with medium toe and heel. Height of heel not to exceed $2\frac{1}{2}$ in. Extremes of style are not to be worn. Similarly, white court shoes of the same style may be worn with white Dresses on semi-official occasions.

b. Black leather ankle boots may be worn with uniform during cold weather, but must be as plain as possible, with no lining showing.

c. Plain black waterproof overshoes may be worn with uniform during wet weather.

21. **Skirts.** Length to be $1\frac{1}{2}$ in. below centre of kneecap, but slight adjustment may be authorised according to current fashion.

a. Blue—Diagonal serge or rough serge as required. Six-gore. Fastening at left side with 8 in. slide fastener. Inset jetted pocket with slide fastener closure in left front panel. Boned peter-sham waistband.

b. White—Satin drill. Six-gore. Fastening at left side with 7 in. slide fastener. Patch pocket in right front panel. Waistband of self material with extension piece and hook and bar fastening.

22. **Slacks.** Navy blue satin drill. Pleated into fitted waistband. Opening each side with a fly for fastening with buttons. Pocket in right side opening. Plain bottoms of legs.

23. **Stockings.** Plain black nylon, rayon or silk of not less than 15 denier. Mesh stockings are not to be worn. Seamless stockings are not to be worn on parade or on official occasions.

0911

WOMEN'S ROYAL NAVAL SERVICE RATINGS

24. **Trousers.** Navy blue serge. Bell-bottom style. Slide fastener opening left side extending to top of waistband. Top side pocket sewn in with waistband right side. Waistband extension fastening with button. Plain bottoms of legs. Circumference of leg bottom 1 in. to 2 in. larger than circumference at knee.

25. **Vest, Cotton, Uniform.** White cotton shirting. Neck opening bound with mid-blue dungaree. Short sleeves. Similar to naval ratings' vest, cotton, uniform (the 'seamen's flannel') but with slightly different neck measurements (lower in front, higher at back).

26. The following items are of naval ratings' pattern and are described in Art. 0428:

Buttons, uniform—Chief and Petty Officer Wrens wear gilt buttons. Other ratings wear black horn or plastic buttons on blue uniform and white plastic buttons on white dresses. Size of buttons to be worn: Overcoats, jackets and white dresses $\frac{7}{8}$ in. Small buttons for Chief Wren's tropical shirt fronts and Petty Officer Wrens' jacket cuffs $\frac{9}{16}$ in.

Cap ribbons—worn in the same manner as for naval ratings by W.R.N.S. ratings below Petty Officer.

Mug

Overall combination suit, blue

Pillow slip

Pullover, sleeveless, blue

Shoes, gymnasium (but with separate size range)

Socks, thin blue

Tie—Ties made from braid or other unorthodox materials are not to be worn

Towels

Wallet for pay book.

0911. **MARKING KIT.** The clothes, including underwear, of all W.R.N.S. ratings are to be clearly marked with the owner's name.

0912.-0914.

BADGES

0915. **GENERAL.** W.R.N.S. ratings' badges are generally similar in design to those worn by naval ratings but are all in blue: embroidered blue on blue for blue uniform, embroidered blue on white for white dresses and summer blouses, printed blue on white for white shirts.

0916. **HAT BADGES.** Badges are to be worn on tricorne hats and berets as follows:

Chief Wren—As for naval Chief Petty Officers' cap badge, but the badge is entirely in blue except for the red in the centre of the crown.

Petty Officer Wren—As for naval Petty Officers' cap badge, but entirely in blue.

2. Ratings serving in Royal Marines establishments are to wear the R.M. cap badge with red flash underneath, instead of the cap badge for Chief and Petty Officer Wrens and cap ribbon for Leading Wrens and below.

0917. **RATING BADGES.** Petty Officer Wren—as for naval Petty Officer. Leading Wren—as for naval Leading rating.

2. Rating badges are not worn by Chief Wrens, whose rating is denoted by their distinctive hat badge and by the three large gilt buttons on their cuffs or four small gilt buttons on the front of the white tropical shirt.

3. Rating badges are worn by Petty Officer Wrens and Leading Wrens on the left arm with the centre of the badge midway between the point of the shoulder and the point of the elbow. When the rating badge is worn together with one or more good conduct badges the base of the rating badge is to be in line with the upper points of the first good conduct badge and the centre of the total device midway between the point of the shoulder and the point of the elbow. On the summer blouse the Leading Wren's rating badge is worn on the left sleeve $\frac{1}{2}$ in. above the blue cuff braid.

0918. GOOD CONDUCT BADGES. V-shaped stripes, ½ in. wide, angled 135 degrees, 3½ in. across top of V, worn point downwards.

2. Good conduct badges are not worn by Chief Wrens, but are worn by all other ratings entitled to them. They are to be worn on the left arm. When good conduct badges are worn without any rating badge the centre of the device is to be midway between the point of the shoulder and the point of the elbow. When more than one good conduct badge is worn the distance between them is to be ½ in., measured perpendicularly.

0919. CATEGORY BADGES are worn:

a. By Chief Wrens on each side of the collar of serge jacket and tropical dresses and on the right cuff of overalls. They are not worn on short sleeved overalls.

b. By Petty Officer Wrens and below on the right arm with centre of device midway between shoulder and elbow.

0920. DESCRIPTIVE LIST OF CATEGORY BADGES

CATEGORY	DEVICE	DISTINGUISHING LETTERS
		<i>Letters in centre of device</i>
Writer (General) and (Pay)	} Star	W
Writer (Shorthand)		ST
Stores (S)		S
Stores (V) and (C)		V
Cook (S)		C
Cook (O)		OC
Steward (O)		OS
Cinema Operator	} Circle	CINE
Dental Surgery Assistant		DSA
Educational Assistant		E
Hairdresser		H
M/T Driver		MT
Quarters Assistant		QA
Range Assessor		RA
Steward (G) and Tailoress	G	
Welfare Worker	WW	
Radio Electrical (Air)	Crossed lightning flashes	AR
Switchboard Operator	Telephone handset	—
Radar Plotter	Spider's web crossed by lightning flashes.	—
Regulating	Crown. (Regulating Chief Wrens wear this badge encircled by a laurel wreath.)	—
		<i>Letters below device</i>
Radio Operator	} Wings crossed by lightning flash	—
Radio Operator (M)		M
Air Mechanic	} Aeroplane	AE
Meteorological Observer		MET

0921. STARS AND CROWNS are added to the category badges shown in Art. 0920 to indicate standard of qualification as follows:

a. *All categories*

Crown above basic device and star below—Chief Wrens qualified for higher rate of pay.

Crown above basic device—Chief Wrens on lower rate of pay; Petty Officer Wrens on higher rate of pay.

0921

WOMEN'S ROYAL NAVAL SERVICE RATINGS

b. Radio Operator, Radio Operator (M), Radio Electrical (Air), Radar Plotter, Air Mechanic and Meteorological Observer only

Star above and star below basic device—Technical Qualification for Leading rating. (Not applicable to ratings advanced to Acting Leading Wren after provisional test, before passing qualifying course.)

Star above basic device—Technical Qualification for Able rating.

2. Where there are both a letter and a star below the basic device, the letter is below the star.

0922. BADGES TO BE WORN ON VARIOUS GARMENTS

GARMENTS	BADGES TO BE WORN
Blue uniform jacket, white tropical dress and blue serge working dress blouse.	Rating, good conduct and category badges
Long-sleeved overalls	Rating and branch badges
Overcoat, short-sleeved overalls, uniform cotton vest, tropical shirt and summer blouse.	Rating badge only

0923. GOOD SHOOTING BADGE (crossed rifles). Worn by entitled W.R.N.S. ratings on the right cuff of the blue uniform jacket 1½ in. from end of sleeve. Not worn on other garments.

0924. CADETS UNDER TRAINING FOR OFFICER RANK at the Officers' Training Course are to wear a curved white drill flash ¾ in. by 1½ in. on the shoulder seam of each arm of the uniform jacket and a gold-wire-lettered HMS PRESIDENT cap ribbon. The cap ribbons are issued on loan and flashes provided by R.N. College, Greenwich.

0925.-0927.

WOMEN'S ROYAL NAVAL RESERVE

0928. WOMEN'S ROYAL NAVAL RESERVE ratings' uniform is the same as the W.R.N.S. except that:

a. A flash lettered 'Women's Royal Naval Reserve' in blue on blue is worn on the left arm of the jacket and tropical dress, immediately below the shoulder seam.

b. Badges are worn as for W.R.N.S. ratings but with the addition of Degaussing ratings' badges (basic badge: crossed lightning flashes with letters DG in centre).

0929. HEADQUARTERS RESERVE ratings' uniform is the same as other W.R.N.R. ratings, except that:

a. Blue serge working dress blouse, with W.R.N.R. flash, is worn instead of jacket.

b. Grade 1 ratings wear tricorne hat with P.O. Wrens' cap badge. Other ratings wear beret with badge as for naval Petty Officer but without the silver facing on the anchor.

c. Grade badges are worn as for male Headquarters Reserve ratings (Art. 0451.d.) but in blue.

CHAPTER 10

Queen Alexandra's Royal Naval Nursing Service Officers

Articles

Orders of Dress and Occasions on which Worn

1001 Table of dresses

Additional Items of Uniform which may be Worn

1002 Aiguillettes and royal cyphers

1003 Greatcoats, raincoats, gloves and scarves

1004 Umbrellas

Details of Uniform

1007 Description of uniform items

-8

Badges and Distinction Marks of Rank

1012 Hat badge

1013 Rank distinction marks

1014 Beltplate

Q.A.R.N.N.S. Reserve

1017 Q.A.R.N.N.S. Reserve Officers' uniform.

ORDERS OF DRESS AND OCCASIONS ON WHICH WORN

1001. TABLE OF DRESSES. Numbers are assigned to the Dresses for convenience when referring to them. The number of each Dress is that of the corresponding Dress for naval officers, and the various Dresses are worn on the same occasions as specified for naval officers. Where a group of Dresses is combined in the table, the numbers signify differences in the Orders, decorations and medals to be worn, which are to be the same as for the corresponding naval officers' Dress (see Art. 0301). The Dresses to be worn at Court Functions or at Joint Service functions at which a member of the Royal Family is present are shown in the Joint Services Ceremonial Dress Table (Appendix 2).

DRESS	DESCRIPTION	NOTES
No. 1 } No. 4 } Blue Day No. 5 } Dresses	Tricorne hat Blue jacket Blue skirt White shirt and collar Black tie Black stockings Black shoes	Within establishments only, items as shown below under No. 8 may be worn with appropriate Orders, decorations and medals, instead of Nos. 4 and 5 Dresses.

1002

QUEEN ALEXANDRA'S ROYAL NAVAL NURSING SERVICE OFFICERS

DRESS	DESCRIPTION	NOTES
No. 2 } No. 6 } Mess No. 7 } Dresses	Blue mess dress, with cape, belt and belt plate. Black stockings Black shoes Cloak when necessary	
No. 8 Working Dress	Muslin cap Blue working dress, with cape Blue petersham belt, with belt plate (to be worn over apron) White linen collar Scarlet cuffs White undercuffs } <i>Not for Matrons</i> Apron } <i>and above</i> Black stockings Black shoes Cloak when necessary	For all nursing duties. The cloak is worn when required, in hospitals and establishments, or their precincts, only.

In Hot Climates

No. 1 W } No. 4 W } White No. 5 W } Dresses	Tricorne hat White repcot dress, with cape White petersham belt, with belt plate. White footlets (optional) White shoes	
No. 2 W } No. 6 W } White No. 7 W } Mess Dresses	White repcot dress, with cape White petersham belt, with belt plate. White shoes	
No. 8 W Tropical Working Dress	Muslin cap White drill dress White footlets (optional) White shoes	For all nursing duties
No. 9 W Tropical Dress	Tricorne hat White drill dress White footlets (optional) White shoes	

ADDITIONAL ITEMS OF UNIFORM WHICH MAY BE WORN

1002. **AIGUILLETES AND ROYAL CYPHERS** are worn by entitled Q.A.R.N.N.S. officers under the same conditions as for R.N. Officers (Arts. 0309, 0310).

1003. **GREATCOATS, RAINCOATS, GLOVES AND SCARVES** may be worn on appropriate occasions. Gloves must be plain brown leather and scarves plain white.

1004. **UMBRELLAS**, which must be either dark blue or black, may be used with Nos. 8 and 8W Dresses when necessary.

1005.-1006.

DETAILS OF UNIFORM

1007. All uniform items are available from Service sources, either from stock or through made-to-measure or made-to-order contracts. Brief descriptions are given below. In the case of items marked ¶ more detailed descriptions are in Appendix 3.

1008. DESCRIPTIONS OF UNIFORM ITEMS

1. **Apron.** White cotton apron cloth. Skirt to have three panels fitted to a waistband with button fastening at back, with five darts in each side panel. Back edges of skirt to hang vertically 3 in. apart when worn. Square bib, to cover dress from waist to collar, leaving no gap under collar.

2. **Belts**

For wear with
Blue working dresses

Material

Unboned belting petersham: black for Matrons and above, navy blue for others

Blue mess dress

Navy blue wool crepe (as dress)

White repcot dress

White unboned belting petersham

The belt in each case is 1½ in. wide and is fastened with the belt plate (Art. 1014).

3. **Cap, Muslin.** 36 in. square. Hemstitched all round 2 in. from edge. Naval crown, embroidered in blue, in one corner. Worn folded into triangle, with badge at rear.

4. **Cloak.** Full length blue gabardine cloak, scarlet lined throughout. To button eight: plain black buttons. Stand and fall collar. Detachable scarlet-lined hood. Pocket in lining, left side.

5. **Collar.** (For Working Dress). White, stiff linen, pointed Peter Pan collar.

6. **Cuffs.** (For Working Dress)

a. Scarlet, for Matrons and above.—Superfine cloth. Depth 5 in. Fastened with press studs. The cuffs of Matron-in-Chief to have two rows of $\frac{3}{16}$ in. gold tracing.

b. Scarlet, for Officers below Matron.—Cotton. Depth 3½ in. Without buttons, but with two buttonholes at each end positioned so as to correspond with the buttonholes in the white linen cuffs *c.* and of size appropriate to enable the scarlet cuffs to be closed and secured in position when worn on top of the white cuffs by means of the butterfly studs.

c. White, for wear with b.—Stiff linen. Depth 3½ in. Two buttonholes at each end and two mother-of-pearl type butterfly studs to close these cuffs round the wearer's wrists and hold the scarlet cuffs *b.* in position when worn over them.

¶7. **Dresses and Capes**

a. Blue cotton dress, for officers below Matron—Blue gingham. Long sleeves, slit to elbow; vent buttoning four between elbow and cuff; press fastener at cuff. Bodice opening down front to button four or five (plain buttons). Skirt: plain front, back gathered at waist. Separate belt and belt plate.

b. Working dresses for Matrons and above—Navy blue serge for winter dress. Lightweight navy blue suiting for summer dress. Long sleeves with 2½ in. vent fastened with press studs. Bodice to fasten with press studs. Panelled skirt. Separate belt and belt plate.

c. White repcot dress—Short sleeves. Bodice opening down front, with detachable mother-of-pearl buttons. Six-gore skirt. Separate belt and belt plate.

d. Blue mess dress—Navy blue wool crepe. Long sleeves with cuffs of scarlet rayon satin attached. Detachable collar and outer cuffs of white organdie. Bodice opening down front with nine buttons covered with self material. Panelled skirt. Separate belt and belt plate.

e. Capes for wear with a., b., c. and d.—Material as for dress with which worn. Shoulder length. Fastening at neck. Facing and piping according to rank (Art. 1013). All except cape for *d.* unlined. Cape for mess dress, *d.*, lined with scarlet rayon satin.

1009 QUEEN ALEXANDRA'S ROYAL NAVAL NURSING SERVICE OFFICERS

f. White drill dress—Short sleeves. Collar and revers. Front opening to below waist to fasten with six detachable gilt buttons. Belt of self material to fasten with two detachable uniform gilt buttons. (No cape). Detachable badges worn on shoulders.

g. Length of dresses— $1\frac{1}{2}$ in. below kneecap.

¶8. **Jacket.** Navy blue serge. Double-breasted. Four gilt buttons in each front, to button three. Side pockets, without flaps. Plain sleeves. Rank badges to be sewn to shoulders.

¶9. **Overcoat.** Navy blue cloth. Double-breasted. Six gilt buttons each side, to button four. Shaped belt at back waist, with gilt button each end. Waist pockets with flaps. Plain sleeves. Rank badges to be sewn to shoulders. Length $1\frac{1}{2}$ in. below skirt.

¶10. **Skirt.** Navy blue serge, as jacket. Two inverted pleats in front, back plain. Length $1\frac{1}{2}$ in. below kneecap.

12. The following items are of naval officers' pattern and are described in Art. 0317:

Aiguillettes and Royal Cyphers—except that the aiguillette provided for Matron-in-Chief as Honorary Nursing Sister to the Queen has slightly thinner cords and a smaller shoulder strap, to make it lighter.

Buttons, gilt—Size 1 ($\frac{9}{10}$ in.) worn on jacket, overcoat and white drill dress.

Trunk

13. The tie is of naval ratings' pattern as described in Art. 0428.

14. The following items are of the same pattern as for W.R.N.S. ratings and are described in Art. 0910:

Collar, white

Footlets

Hat, tricorne (but the hat band for Superintending Sister and above is of black millinery petersham $1\frac{1}{2}$ in. wide with border according to rank (Art. 1013)).

Raincoat

Shirt, white

Shoes

Stockings

1009.-1011.

BADGES AND DISTINCTION MARKS OF RANK

1012. **HAT BADGE.** A wreath of red laurel leaves surrounding a device consisting of Queen Alexandra's monogram in red superimposed on a fowl anchor in gold, a crown above in gold and silver; the whole embroidered on a blue cloth ground.

1013. **RANK DISTINCTION MARKS.** Rank is indicated by:

a. Distinctive badges worn on the shoulders of uniform jackets, overcoats and white drill dresses, and on the right hand side of the cape in the angle formed by the scarlet facing or piping. The basic device for this badge, as worn by Nursing Sisters, consists of Queen Alexandra's monogram (crossed A's) in red, superimposed on a fowl anchor in gold, with crown above and Geneva Cross below. Additions to the basic device indicate other ranks as shown below.

b. The facing and piping or tracing on the cape, as shown below.

c. The hat band, as shown below.

RANK	BADGE	CAPE	HAT BAND
Matron-in-Chief (Honorary Nursing Sister to the Queen).	Double gold border Royal Cypher below Geneva Cross.	2 $\frac{3}{4}$ in. scarlet facing and two rows of gold tracing.	Black corded silk with double gold border at top.
Principal Matron	Single gold border Gold bar below Geneva Cross.	} 2 $\frac{3}{4}$ in. scarlet facing	Black corded silk with single gold border at top.
Matron	Single gold border		
Superintending Sister	Single red border	2 in. scarlet facing	Black corded silk with single red border at top.
Senior Sister	Red bar below Gen- eva Cross.	} Facing of self mater- ial. Inner edge of facing piped in scarlet.	Plain black mohair
Sister	No addition to basic badge.		

1014. BELTPLATE. 2 in. circular locket in white metal, bearing design of a fowl anchor, crown above, surrounded by a laurel wreath, all in relief. Rectangular belt loop right side, detachable loop to fasten left side.

1015.-1016.

Q.A.R.N.N.S. RESERVE

1017. Q.A.R.N.N.S. RESERVE Officers wear the same uniform as regular Q.A.R.N.N.S. Officers except that the shoulder badge has silver embroidery instead of gold and the word 'RESERVE' in silver below the Geneva Cross.

CHAPTER 11

Naval Nursing Auxiliaries

Articles

Orders of Dress and Occasions on which Worn

1101 Table of dresses

Additional Items of Uniform which may be Worn

- 1102 Overcoats, raincoats and gloves
- 1103 Scarves
- 1104 Shoulder bags
- 1105 Umbrellas

Details of Uniform

- 1109 Descriptions of uniform items
- 10
- 1111 Marking kit

Badges

- 1115 Hat badge
- 1116 Grade badges
- 1117 Distinctive arm badge
- 1118 Red Cross badge
- 1119 Flashes of parent bodies
- 1120 S.E.A.N. and S.R.N. badges
- 1121 Good Conduct badges
- 1122 Beltplate

ORDERS OF DRESS AND OCCASIONS ON WHICH WORN

1101. TABLE OF DRESSES. Numbers, corresponding so far as practicable to those for naval and W.R.N.S. ratings, are assigned to the Dresses for convenience when referring to them.

DRESS NO.	DESCRIPTION OF DRESS	OCCASIONS FOR WEAR
1	Tricorne hat (Head and Asst. Head N.N.A.) Beret (Senior N.N.A. and N.N.A.) Jacket and skirt White shirt and collar Black tie Black stockings Black shoes Medals or medal ribbons as ordered	Inspections Ceremonial occasions Travelling on duty Optional for walking out and leave.

DRESS NO.	DESCRIPTION OF DRESS	OCCASIONS FOR WEAR
2	White lawn cap Blue dress White stiff collar White cuffs or elbow frills White apron Blue petersham belt, with belt plate (<i>to be worn over the apron</i>). Black stockings Black shoes Cloak when necessary (<i>in hospitals and establishments, or their precincts, only</i>).	For all nursing duties Cuffs are worn when sleeves are not rolled up. Elbow frills are worn when sleeves are rolled up.
6	White felt hat White dress Blue petersham belt, with belt plate White footlets (optional) White shoes Medals or medal ribbons as ordered	In hot climates instead of No. 1 Dress
10	White lawn cap White dress Blue petersham belt, with belt plate White footlets (optional) White shoes	In hot climates instead of No. 2 Dress

NOTE. Within hospitals and establishments only, at Senior Officers' discretion, the items shown under Dresses Nos. 2 or 10 may be worn, with medals, instead of Nos. 1 or 6 respectively.

ADDITIONAL ITEMS OF UNIFORM WHICH MAY BE WORN

1102. **OVERCOATS, RAINCOATS AND GLOVES** may be worn on appropriate occasions.

1103. **SCARVES** may be worn with overcoat or raincoat (only).

1104. **SHOULDER BAGS**, black or white, may be carried in Nos. 1 and 6 Dresses respectively.

1105. **UMBRELLAS**, which must be either dark blue or black, may be used with Nos. 2 and 10 Dresses when necessary.

1106.-1108.

DETAILS OF UNIFORM

1109. Brief descriptions of uniform items are given below. All items of compulsory kit are available from Service sources, and except where it is indicated in Art. 1110 that material, design or colour is optional, any articles obtained outside the Service must correspond to the Service pattern.

1110. DESCRIPTIONS OF UNIFORM ITEMS

1. **Apron.** Bleached cotton sheeting. Three-panelled skirt with five darts in each side panel, fitted to a waistband with button fastening at back (plain buttons). Attached, one-piece, square bib. Edges of skirt to be 3 in. apart all way down at back when apron is worn.

2. **Belt.** Navy blue, unboned belting petersham, $1\frac{1}{2}$ in. wide, made up to fasten with belt plate (Art. 1122).

N.N.A.s at R.N. Hospitals (only) wear red belts during their first year, pale blue belts second and third year, and do not commence wearing navy blue belts until fully qualified or appointed away from Hospital.

3. **Cap, White Lawn.** Rectangle of material, 30 in. \times $19\frac{1}{2}$ in., punch-stitched all round 2 in. from edge. Queen Alexandra's monogram embroidered centrally in blue on one long side, with base of monogram towards hemstitching. Worn folded and pleated to make a cap, with badge in front.

4. **Cloak.** Navy blue gabardine. Lined throughout with scarlet flannel. Full length. To button eight: plain black buttons. Turn-down collar. Pocket in lining, left side. Each forepart provided with slit for hand.

5. **Collar, Stiff White.** Stiff linen. Peter Pan style. 2 in. deep at back, $1\frac{3}{4}$ in. deep at curve of front.

6. **Cuffs, Stiff White.** Stiff linen. 3 in. deep.

7. **Dress, Blue.** Blue denim. Long sleeves, slit 8 in. up from wrist, buttoning four. Bodice plain with bust and waist darts fitted to a band at waist; fly front opening to button four, with fifth button in waistband: small breast pocket at left side, long pocket, stitched down centre, at right side. Skirt to have four panels: front and side panels plain, front panel with placket at waist, left side to button two, patch pocket at right side, back panel gathered at waist. Buttons except neckband: 22-line white plastic detachable. Neckband buttons 18-line, sewn on. Length $1\frac{1}{2}$ in. below kneecap.

8. **Frills, Elbow.** White nylon. $4\frac{1}{2}$ in. deep. Elastic at top and bottom.

9. **Hat, White Felt.** For tropical wear. Plain white wool felt. Brim, 3 in. wide, stitched all over with lines of stitching $\frac{3}{16}$ in. apart. No bow. Fitted with $1\frac{5}{8}$ in. white petersham band, seam in front. Worn with hat badge centre front.

10. **Jacket.** Blue diagonal serge. Single-breasted to button three. Uniform buttons. Panelled front and back, turned down padded collar and lapels. Jetted side pockets, without flaps, in line with lowest button. Plain cuffs.

11. Shoes

a. Black leather or white canvas or other white material, as required: leather-soled. Plain design. Those provided from Service stocks are W.R.N.S. pattern.

b. Shoes are to conform at all times with the low-heeled uniform pattern except that on non-ceremonial occasions and unless otherwise ordered:

(i) Black leather lacing medium-heeled shoes or plain, black medium-heeled court shoes of approved design may be worn in No. 1 Dress;

(ii) White court shoes of approved design may be worn with No. 6 Dress and No. 10 Dress except on hospital duty;

(iii) Any shoes of black lacing type may be worn in No. 2 Dress;

(iv) Any shoes of white lacing type may be worn in No. 10 Dress.

c. Shoes worn with indoor uniform are to have rubber heels.

d. Black leather ankle boots may be worn with outdoor uniform during cold weather at discretion of Senior Officers but must be plain with no fur or wool showing.

12. **Skirt.** Blue diagonal serge, as jacket. Plain back, two inverted pleats in front, stitched down to within 12 in. from bottom. Fitted waistband with slide closure at placket. Length $1\frac{1}{2}$ in. below kneecap.

13. The following items are of Naval ratings' pattern and are described in Art. 0428:

Buttons, uniform—Head and Assistant Head N.N.A.s wear gilt buttons. Other grades wear black horn or plastic buttons on blue uniform and white plastic buttons on white uniform. $\frac{7}{8}$ in. size buttons are worn: on overcoats, jackets and white dresses.

1111

NAVAL NURSING AUXILIARIES

Tie
Towel
Wallet for pay book.

14. The following items are of the same pattern as for W.R.N.S. ratings, and are described in Art. 0910:

Bags, shoulder, black and white
Beret—N.N.A.s badge worn with base $\frac{1}{4}$ in. above edge of beret
Collar, white
Dress, white
Footlets
Gloves—Brown leather or blue woollen knitted may be worn at discretion
Hat, tricorne
Overcoat
Raincoat
Shirt, white
Scarves
Stockings.

1111. **MARKING KIT.** The clothes, including underwear, of all N.N.A. members, are to be clearly marked with the owner's name.

1112.-1114.

BADGES

1115. **HAT BADGE** (for tricorne hat, white felt hat and beret). Queen Alexandra's monogram, in red, superimposed on a fowl anchor, in gold, surrounded by a narrow gold border, crown above, on blue cloth ground.

1116. **GRADE BADGES.** Strips of red braid, 1 in. long and $\frac{1}{4}$ in. wide. Worn vertically on the left arm, 4 in. below shoulder seam on blue and white dresses and 4 in. from bottom of sleeve on jackets, as follows:

Head Naval Nursing Auxiliary	3 strips
Assistant Head Naval Nursing Auxiliary	2 strips
Senior Naval Nursing Auxiliary	1 strip

When more than one strip is worn, the strips are to be parallel, $\frac{1}{8}$ in. apart.

2. Grade badges are not worn on overcoats.

1117. **DISTINCTIVE ARM BADGE.** Queen Alexandra's monogram (crossed letter A's) in red, edged with gold. Worn on the right arm of jackets (only), $\frac{3}{4}$ in. below the shoulder seam, or immediately below the flash of parent body when the latter is worn.

1118. **RED CROSS BADGE.** Red cross on white ground within a gold circle, small size. Worn on the right arm of the jacket, immediately below the distinctive arm badge.

1119. **FLASHES OF PARENT BODIES** (St. John Ambulance Brigade, British Red Cross Society, etc.) may be worn on the right arm, at top of the sleeve, immediately below the sleeve head. These flashes should be embroidered for wear on jackets and woven for wear on blue dresses and white tropical dresses.

1120. **S.E.N. AND S.R.N. BADGES** may be worn with No. 2 Dress (only), on right-hand top corner of apron bib.

1121. **GOOD CONDUCT BADGES** are not worn by Naval Nursing Auxiliaries.

1122. **BELTPLATE.** 2 in. circular locket in white metal with Queen Alexandra's monogram in relief in centre and a plain ring edge. Rectangular belt loop right side, detachable loop to fasten left.

CHAPTER 12

Royal Naval Auxiliary Service

1201. R.N.X.S. UNIFORM. Members of the Royal Naval Auxiliary Service wear uniform as follows. Full details are in B.R. 1047, *R.N.X.S. Regulations*:

Blue serge working dress blouse and trousers, or blouse and skirt. The blouse is *without* uniform buttons and has a shoulder flash lettered 'R.N. Auxiliary Service' in red on blue on each arm immediately below the shoulder seam. Blue shirt. Black tie. Blue beret (naval aircrew type for men, W.R.N.S. type for women). Officers' berets have the badge mounted on a silver-grey flash.

1202. R.N.X.S. BADGES are as follows:

a. Beret badge (the same for all grades), worn over the left eye. The badge consists of a representation of a mine splash in silver on silver waves all on a blue background, the whole surrounded by a gold rope and surmounted by a naval crown in gold and the letters R.N.X.S. in black.

b. Officers' rank badges are of naval officers' pattern, i.e. rows of lace with a curl on the top row, but in silver. They are worn on shoulder straps and the shoulder straps are *without* buttons. The various ranks are indicated as follows:

Senior Command Naval Auxiliary Officer	..	4 rows of lace
Command Naval Auxiliary Officer	..	3 rows of lace
Port Naval Auxiliary Officer	..	2 rows of lace with a narrower row between
Senior Section Naval Auxiliary Officer	..	2 rows of lace
Section Naval Auxiliary Officer	..	1 row of lace

c. Grade badges in red are worn on the left upper arm: crown for Chief Naval Auxiliaryman, anchor for Leading Naval Auxiliaryman.

d. Proficiency badges in red are worn on the right upper arm: Qualified Naval Auxiliaryman basic badge, Leading Naval Auxiliaryman basic badge with star above, Chief Naval Auxiliaryman basic badge with star above and star below, Chief Naval Auxiliaryman Instructor basic badge with crown above and star below.